

For Visitors Traveling Directly by the Osaka Metro Chuo Line to the East Gate of the Expo Site

The Osaka Metro Chuo Line is directly connected to Yumeshima Station, which is in front of the Expo 2025 Osaka, Kansai site (East Gate). It carries many passengers and is an easily accessible means of transportation from within Osaka City.

Bringing large baggage into the Expo 2025 Osaka, Kansai, Japan site is prohibited.

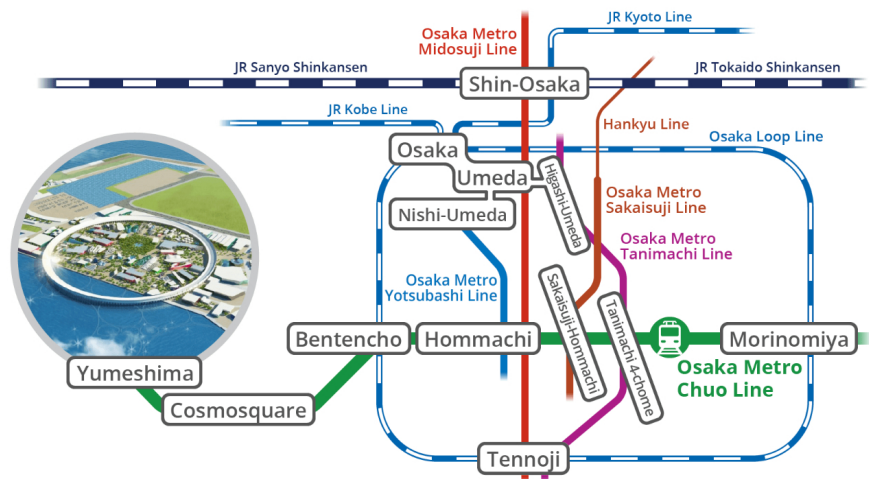
Please read the following points to note before visiting.

For Visitors to Expo 2025 Osaka, Kansai

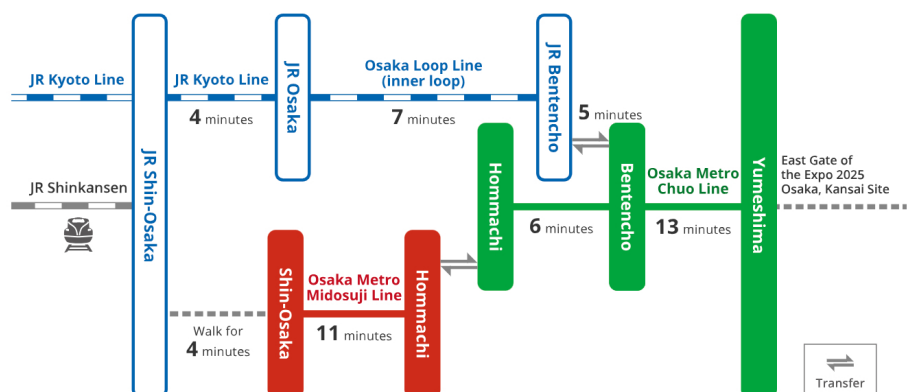
- For Visitors to Expo 2025 Osaka, Kansai ➔
- For Visitors Arriving via the Osaka Metro Chuo Line (Direct Train Connection to the Expo) ➔
- For Visitors Using the Shuttle Bus from JR Sakurajima Station ➔
Sakurajima Station Bus Terminal Info ➔
- For Visitors Using Shuttle Buses from Major Nearby Stations ➔
Shin-Osaka Station Bus Stop ➔
Osaka Station (Umekita) Bus Stop ➔
Osaka Station (Marubiru) Bus Stop ➔
Nakanoshima Station Bus Stop ➔
Namba Station Bus Stop ➔
Kintetsu Abenobashi Station Bus Stop ➔
Osaka Uehommachi Station Bus Stop ➔
Sakai/Sakaihigashi Station Bus Stop ➔
JR/Hanshin Amagasaki Station Bus Stop ➔
- For Visitors Traveling by Car or Motorcycle ➔
Maishima Park & Ride Parking Lot Info ➔
Amagasaki/Sakai Park & Ride Parking Lot Info ➔
- For Visitors Traveling by Expressway Bus or Airport Bus ➔
- For Visitors Traveling by Ship (Passenger Ship or Ferry) ➔
- For Visitors Traveling by Bicycle ➔
- For Visitors Traveling by Taxi and Users of Accessible Parking Lots ➔

For Visitors Leaving Expo 2025 Osaka, Kansai ➔

Traffic Information ➔



Getting to the Expo 2025 Site from Shin-Osaka



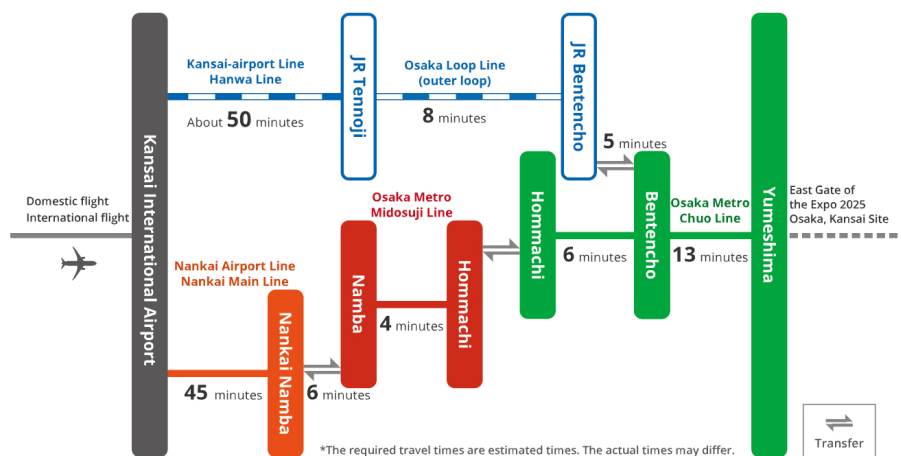
Getting to the Expo 2025 Site from Kansai International Airport

Points to Note and FAQ

Points to Note and FAQ

Restrictions on Large Baggage

Info for Group Tour Companies and Taxi Companies



Points to Note When Transferring Trains

Transferring to the Osaka Metro Chuo Line is expected to be concentrated at Hommachi Station (Midosuji Line) and Bentencho Station (JR Osaka Loop Line). Make sure to allow for extra time when visiting the site.

Restrictions on Large Baggage

To maintain order as well as carry out safety and security measures, bringing in large baggage is prohibited at Expo 2025 Osaka, Kansai. When traveling from far away, please leave your baggage in a locker at your hotel, station or airport near your departure point in advance. For details, see the Restrictions on Large Baggage page.

Restrictions on Large Baggage

EXPO 2025 Transportation Information

For Visitors to Expo 2025 Osaka, Kansai

For Visitors Arriving via the Osaka Metro Chuo Line (Direct Train Connection to the Expo)

For Visitors Using the Shuttle Bus from JR Sakurajima Station

For Visitors Using Shuttle Buses from Major Nearby Stations

For Visitors Traveling by Car or Motorcycle

For Visitors Traveling by Expressway Bus or Airport Bus

For Visitors Traveling by Ship (Passenger Ship or Ferry)

For Visitors Traveling by Bicycle

For Visitors Traveling by Taxi and Users of Accessible

For Visitors Leaving Expo 2025 Osaka, Kansai

For Visitors Leaving Expo 2025 Osaka, Kansai

Yumeshima Terminal Bus Stop Info

Traffic Information

Train Status Information

Bus Status Information

Terminal 1 Bus Departure Information

Points to Note and FAQ

Restrictions on Large Baggage

Info for Group Tour Companies and Taxi Companies

Inquiries

