










For Visitors Using the Shuttle Bus from Osaka Station (South)

A direct shuttle bus runs from Osaka Station to Yumeshima Transportation Terminal 1 (West Gate of the Expo site).
Direct shuttle buses from Osaka Station to the Expo depart from two locations: "Osaka Station (North) Departure Point: Umekita Green Place" and "Osaka Station (South) Departure Point: Marubiru EXPO Bus Terminal."
Make sure to board the bus that matches your reservation.

For Visitors to Expo 2025 Osaka, Kansai

-  For Visitors to Expo 2025 Osaka, Kansai
-  For Visitors Arriving via the Osaka Metro Chuo Line (Direct Train Connection to the Expo)
-  For Visitors Using the Shuttle Bus from JR Sakurajima Station
- Sakurajima Station Bus Terminal Info
-  For Visitors Using Shuttle Buses from Major Nearby Stations
- Shin-Osaka Station Bus Stop
- Osaka Station (Umekita) Bus Stop
- [Osaka Station \(Marubiru\) Bus Stop](#)
- Nakanoshima Station Bus Stop
- Namba Station Bus Stop
- Kintetsu Abenobashi Station Bus Stop
- Osaka Uehommachi Station Bus Stop
- Sakai/Sakaihigashi Station Bus Stop
- JR/Hanshin Amagasaki Station Bus Stop
-  For Visitors Traveling by Car or Motorcycle
- Maishima Park & Ride Parking Lot Info
- Amagasaki/Sakai Park & Ride Parking Lot Info
-  For Visitors Traveling by Expressway Bus or Airport Bus
-  For Visitors Traveling by Ship (Passenger Ship or Ferry)
-  For Visitors Traveling by Bicycle
-  For Visitors Traveling by Taxi and Users of Accessible Parking Lots

For Visitors Leaving Expo 2025 Osaka, Kansai

Traffic Information

Location of the Shuttle Bus Stop



Directions to the Shuttle Bus Stop

From JR Osaka Station

Exit the Central Gate on the 1st floor and go to the right.
About 30 meters ahead, go up the short stairs on either side of the stairs leading to the underground mall. Next, go straight ahead and exit the building.
Cross the crosswalk and go straight between Hanshin Department Store and Dai-ichi Life Building to reach the bus stop.

From JR Kitashinchi Station

Exit the West Gate on basement level 1 (B1) and go to the right. Turn left at the first intersection and you will enter Diamor Osaka. Continue straight for about 200 meters.
At the five-way intersection, take the stairs or elevator on your left to ground level. You will see the bus stop there.

Bus stop

Marubiru Osaka EXPO Bus Terminal

Points to Note and FAQ



Restrictions on Large Baggage



Info for Group Tour
Companies and Taxi
Companies



Open in Google Maps



About Station Shuttle Bus Reservations

You must make a reservation to use the shuttle buses from major nearby stations (some buses are excepted). Also, a separate fare is required to use the shuttle bus.
For details on reservations, departure stations, and travel times, access the following links.

KANSAI MaaS



Timetable

Osaka Station South Side Shuttle Bus						Fare and Travel Time	
From Osaka Station to the Expo Site			From the Expo Site to Osaka Station			[Fare] One-way: JPY ¥1,000 (Adults and children pay the same price) [Travel Time] One-way: about 30 minutes ※Please note that buses may be delayed depending on traffic conditions. Red - operated by Myojo Bus Co. Blue - operated by Chuo Kotsu Co. Ltd. Green - self-driving buses ※ Please note that due to vehicle inspections and other circumstances, buses without self-driving capabilities may be used. * mark - route bus No mark - sightseeing bus ※Please note that the bus type may be changed due to vehicle inspections or other reasons. We appreciate your understanding. ※13-15 August: Saturday, Sunday and holiday timetable	
	Week days	Sat., Sun., Holidays		Week days	Sat., Sun., Holidays		
07:00		40	07:00				
08:00	00	20	08:00				
09:00	00	00 30	09:00				
10:00	15	00 *40	10:00				
11:00	*15	15	11:00				
12:00	00	00	12:00	15	15		
13:00	00	00	13:00	*15	15		
14:00	*00	*00	14:00	15	15		
15:00	*00 *55	*00	15:00	15	15		
16:00	20	*00 20	16:00	*15	*15		
17:00	35	40	17:00	*15	*20		
18:00			18:00	*10	*20		
19:00			19:00	35	50		
20:00			20:00				
21:00			21:00	*00	*20		
22:00			22:00	*00	*20		

Timetable (PDF)



Restrictions on Large Baggage

To maintain order as well as carry out safety and security measures, bringing in large baggage is prohibited at Expo 2025 Osaka, Kansai. When traveling from far away, please leave your baggage in a locker at your hotel, station or airport near your departure point in advance. For details, see the Restrictions on Large Baggage page.

Restrictions on Large Baggage



For Visitors to Expo 2025 Osaka, Kansai	>	For Visitors Leaving Expo 2025 Osaka, Kansai		Points to Note and FAQ	>
For Visitors Arriving via the Osaka Metro Chuo Line (Direct Train Connection to the Expo)	>	For Visitors Leaving Expo 2025 Osaka, Kansai	>	Restrictions on Large Baggage	>
For Visitors Using the Shuttle Bus from JR Sakurajima Station	>	Yumeshima Terminal Bus Stop Info	>	Info for Group Tour Companies and Taxi Companies	>
For Visitors Using Shuttle Buses from Major Nearby Stations	>	Traffic Information		Inquiries	🔗
For Visitors Traveling by Car or Motorcycle	>	Train Status Information	>		
For Visitors Traveling by Expressway Bus or Airport Bus	>	Bus Status Information	>		
For Visitors Traveling by Ship (Passenger Ship or Ferry)	>	Terminal 1 Bus Departure Information	>		
For Visitors Traveling by Bicycle	>				
For Visitors Traveling by Taxi and Users of Accessible Parking Lots	>				