










For Visitors Using the Shuttle Bus from Namba Station

A direct shuttle bus runs from Nankai Namba Station to Yumeshima Transportation Terminal 1 (West Gate of the Expo site).

For Visitors to Expo 2025 Osaka, Kansai

-  For Visitors to Expo 2025 Osaka, Kansai
-  For Visitors Arriving via the Osaka Metro Chuo Line (Direct Train Connection to the Expo)
-  For Visitors Using the Shuttle Bus from JR Sakurajima Station
 - Sakurajima Station Bus Terminal Info
-  For Visitors Using Shuttle Buses from Major Nearby Stations
 - Shin-Osaka Station Bus Stop
 - Osaka Station (Umekita) Bus Stop
 - Osaka Station (Marubiru) Bus Stop
 - Nakanoshima Station Bus Stop
 - Namba Station Bus Stop**
 - Kintetsu Abenobashi Station Bus Stop
 - Osaka Uehommachi Station Bus Stop
 - Sakai/Sakaihigashi Station Bus Stop
 - JR/Hanshin Amagasaki Station Bus Stop
-  For Visitors Traveling by Car or Motorcycle
 - Maishima Park & Ride Parking Lot Info
 - Amagasaki/Sakai Park & Ride Parking Lot Info
-  For Visitors Traveling by Expressway Bus or Airport Bus
-  For Visitors Traveling by Ship (Passenger Ship or Ferry)
-  For Visitors Traveling by Bicycle
-  For Visitors Traveling by Taxi and Users of Accessible Parking Lots

For Visitors Leaving Expo 2025 Osaka, Kansai

Traffic Information

Location of the Shuttle Bus Stop



Directions to the Shuttle Bus Stop

From Nankai Namba Station

From the Central Gate on the 2nd floor, take the elevator to the 5th floor. Upon arrival, go straight and exit the building. You will see the express bus stop and Nankai Express Bus Center there.
From the North Gate on the 3rd floor, take the escalator to the 5th floor toward the Swissôtel Nankai Osaka. Go straight to the end. Use the building exit on the left and proceed to the express bus stop and Nankai Express Bus Center.

From Osaka Metro Namba Station, Kintetsu (Hanshin) Osaka Namba Station, or JR Namba Station.

Head toward Nankai Namba Station (toward Osaka Takashimaya). Go to the North Gate on the 3rd floor of Nankai Namba Station. Take the escalator to the 5th floor toward the Swissôtel Nankai Osaka, and go straight to the end. Use the building exit on the left and proceed to the express bus stop and Nankai Express Bus Center.

Bus stop

Namba Nankai Express Bus Terminal

Points to Note and FAQ

Points to Note and FAQ

Restrictions on Large Baggage



Info for Group Tour
Companies and Taxi
Companies



Open in Google Maps



About Station Shuttle Bus Reservations

You must make a reservation to use the shuttle buses from major nearby stations (some buses are excepted). Also, a separate fare is required to use the shuttle bus.

For details on reservations, departure stations, and travel times, access the following links.

KANSAI MaaS



Timetable

Namba Station Shuttle Bus				Fare and Travel Time	
From Namba Station to the Expo Site		From the Expo Site to Namba Station		【Fare】 13 April to 18 July: JPY¥1,200 19 July to 13 October: JPY¥1,500 (Adults and children pay the same price)	
07:00		07:00			
08:00	00 40	08:00		【Travel Time】 One way: about 30 minutes	
09:00	10 30	09:00			
10:00	10 40	10:00		※Please note that buses may be delayed depending on traffic conditions.	
11:00	10 30	11:00	30		
12:00	20	12:00	20		
13:00	05	13:00	10		
14:00	15 45	14:00	00		
15:00	10	15:00	15 35		
16:00	25	16:00	00 20		
17:00	10	17:00	10 45		
18:00		18:00	00 30		
19:00		19:00	10 50		
20:00		20:00	30		
21:00		21:00	05 45		
22:00		22:00	20		

Timetable (PDF)



Restrictions on Large Baggage

To maintain order as well as carry out safety and security measures, bringing in large baggage is prohibited at Expo 2025 Osaka, Kansai. When traveling from far away, please leave your baggage in a locker at your hotel, station or airport near your departure point in advance. For details, see the Restrictions on Large Baggage page.

Restrictions on Large Baggage



For Visitors to Expo 2025 Osaka, Kansai	➤	For Visitors Leaving Expo 2025 Osaka, Kansai		Points to Note and FAQ	➤
For Visitors Arriving via the Osaka Metro Chuo Line (Direct Train Connection to the Expo)	➤	For Visitors Leaving Expo 2025 Osaka, Kansai	➤	Restrictions on Large Baggage	➤
For Visitors Using the Shuttle Bus from JR Sakurajima Station	➤	Yumeshima Terminal Bus Stop Info	➤	Info for Group Tour Companies and Taxi Companies	➤
For Visitors Using Shuttle Buses from Major Nearby Stations	➤	Traffic Information		Inquiries	📄
For Visitors Traveling by Car or Motorcycle	➤	Train Status Information	➤		
For Visitors Traveling by Expressway Bus or Airport Bus	➤	Bus Status Information	➤		
For Visitors Traveling by Ship (Passenger Ship or Ferry)	➤	Terminal 1 Bus Departure Information	➤		
For Visitors Traveling by Bicycle	➤				
For Visitors Traveling by Taxi and Users of Accessible Parking Lots	➤				