










# For Visitors Using the Shuttle Bus from Amagasaki Station (JR/Hanshin)

A direct shuttle bus runs from JR Amagasaki Station to Yumeshima Transportation Terminal 1 (West Gate of the Expo site) via Hanshin Amagasaki Station.

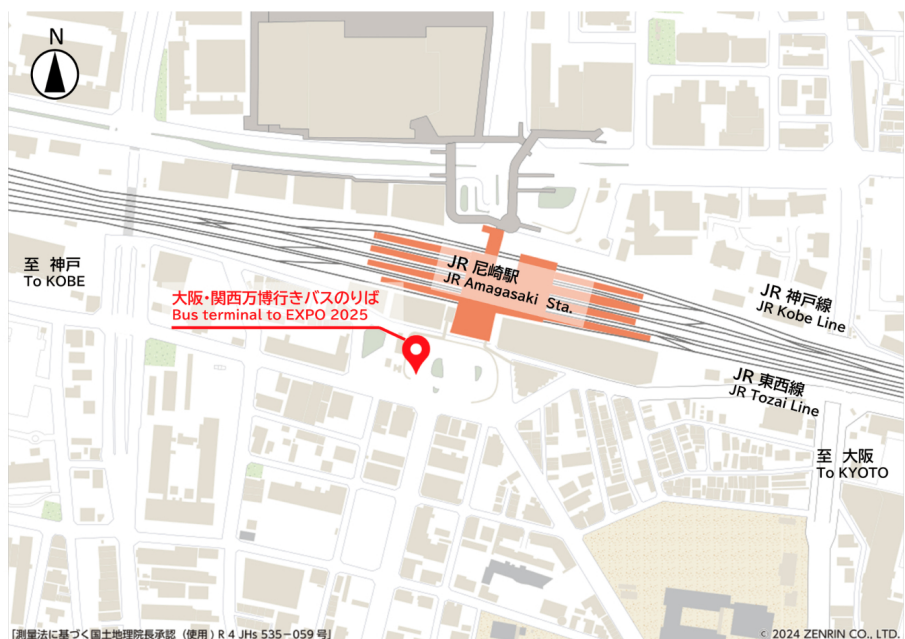
## For Visitors to Expo 2025 Osaka, Kansai

-  For Visitors to Expo 2025 Osaka, Kansai ➔
-  For Visitors Arriving via the Osaka Metro Chuo Line (Direct Train Connection to the Expo) ➔
-  For Visitors Using the Shuttle Bus from JR Sakurajima Station ➔
- Sakurajima Station Bus Terminal Info ➔
-  For Visitors Using Shuttle Buses from Major Nearby Stations ➔
- Shin-Osaka Station Bus Stop ➔
- Osaka Station (Umekita) Bus Stop ➔
- Osaka Station (Marubiru) Bus Stop ➔
- Nakanoshima Station Bus Stop ➔
- Namba Station Bus Stop ➔
- Kintetsu Abenobashi Station Bus Stop ➔
- Osaka Uehommachi Station Bus Stop ➔
- Sakai/Sakaihigashi Station Bus Stop ➔
- JR/Hanshin Amagasaki Station Bus Stop ➔
-  For Visitors Traveling by Car or Motorcycle ➔
- Maishima Park & Ride Parking Lot Info ➔
- Amagasaki/Sakai Park & Ride Parking Lot Info ➔
-  For Visitors Traveling by Expressway Bus or Airport Bus ➔
-  For Visitors Traveling by Ship (Passenger Ship or Ferry) ➔
-  For Visitors Traveling by Bicycle ➔
-  For Visitors Traveling by Taxi and Users of Accessible Parking Lots ➔

## For Visitors Leaving Expo 2025 Osaka, Kansai

## Traffic Information

## Location of the JR Amagasaki Station Shuttle Bus Stop



## Directions to the Shuttle Bus Stop

From the ticket gate on the 2nd floor of JR Amagasaki Station, take the escalator or stairs to the south exit. Proceed to the bus rotary in front of the station.

### Bus stop

Bus rotary in front of JR Amagasaki Station

[Open in Google Maps](#)

## Points to Note and FAQ

### Points to Note and FAQ

## Location of the Hanshin Amagasaki Station Shuttle Bus Stop

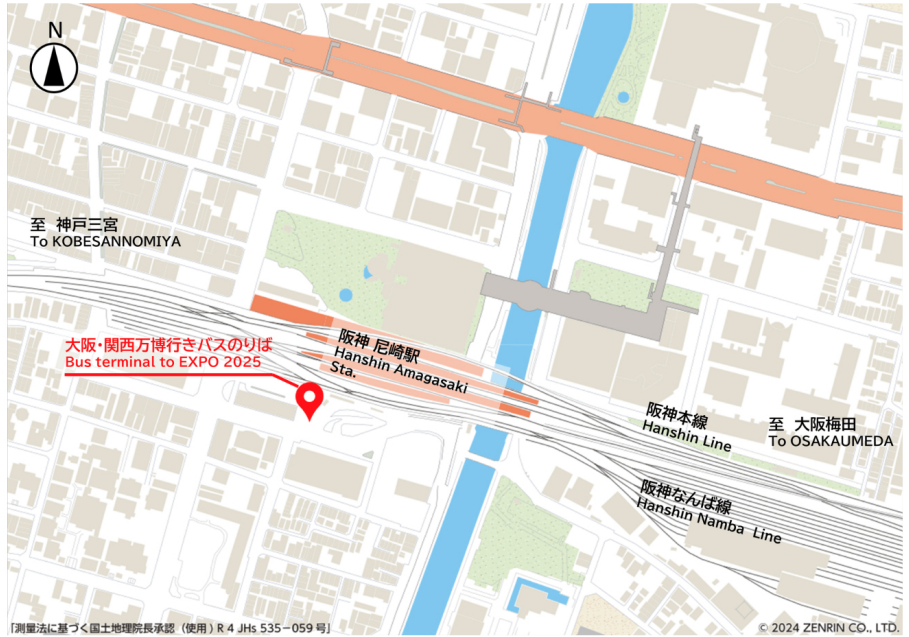
Restrictions on Large Baggage



Info for Group Tour  
Companies and Taxi  
Companies



## Shuttle Bus Stop



## Directions to the Shuttle Bus Stop

Exit the West Gate on the 1st floor of Hanshin Amagasaki Station. Turn left and proceed to the bus rotary in front of the station.

### Bus stop

Bus rotary in front of Hanshin Amagasaki Station

[Open in Google Maps](#)



## About Station Shuttle Bus Reservations

You must make a reservation to use the shuttle buses from major nearby stations (some buses are excepted). Also, a separate fare is required to use the shuttle bus.

For details on reservations, departure stations, and travel times, access the following links.


[KANSAI MaaS](#)



## Timetable


Amagasaki Station (JR/Hanshin) Shuttle Bus					Fare and Travel Time	
	To the Expo Site		From the Expo Site to Amagasaki Station (JR and Hanshin)			【Fare】 One-way: JPY ¥2,000 (Adults and children pay the same price)
	Departing from JR Amagasaki Station	Departing from Hanshin Amagasaki Station				
07:00	37 52	50	07:00			【所要時間】 Departing from JR Amagasaki Station: About 43 minutes Departing from Hanshin Amagasaki Station: About 30 minutes
08:00	17	05 30	08:00			
09:00	40	53	09:00			
10:00	05	18	10:00			※All departures follow the route below: JR Amagasaki Station ↓ Hanshin Amagasaki Station
11:00			11:00			
12:00			12:00			
13:00			13:00			
14:00	57		14:00			
15:00		10	15:00			
16:00			16:00	40		

17:00			17:00		The Expo Site ※Please note that buses may be delayed depending on traffic conditions.
18:00			18:00	20	
19:00			19:00	20	
20:00			20:00		
21:00			21:00	00	
22:00			22:00		

Timetable (PDF) 


Restrictions on Large Baggage

To maintain order as well as carry out safety and security measures, bringing in large baggage is prohibited at Expo 2025 Osaka, Kansai. When traveling from far away, please leave your baggage in a locker at your hotel, station or airport near your departure point in advance. For details, see the Restrictions on Large Baggage page.

Restrictions on Large Baggage 



EXPO 2025 Transportation Information

For Visitors to Expo 2025 Osaka, Kansai	➤	For Visitors Leaving Expo 2025 Osaka, Kansai	➤	Points to Note and FAQ	➤
For Visitors Arriving via the Osaka Metro Chuo Line (Direct Train Connection to the Expo)	➤	For Visitors Leaving Expo 2025 Osaka, Kansai	➤	Restrictions on Large Baggage	➤
For Visitors Using the Shuttle Bus from JR Sakurajima Station	➤	Yumeshima Terminal Bus Stop Info	➤	Info for Group Tour Companies and Taxi Companies	➤
For Visitors Using Shuttle Buses from Major Nearby Stations	➤	Traffic Information		Inquiries	
For Visitors Traveling by Car or Motorcycle	➤	Train Status Information	➤		
For Visitors Traveling by Expressway Bus or Airport Bus	➤	Bus Status Information	➤		
For Visitors Traveling by Ship (Passenger Ship or Ferry)	➤	Terminal 1 Bus Departure Information	➤		
For Visitors Traveling by Bicycle	➤				
For Visitors Traveling by Taxi and Users of Accessible Parking Lots	➤				