




# Amagasaki/Sakai Park & Ride Parking Lot Info

Please board the Park & Ride bus at the nearest Park & Ride bus stop as indicated on the map.


## For Visitors to Expo 2025 Osaka, Kansai

 For Visitors to Expo 2025 Osaka, Kansai

 For Visitors Arriving via the Osaka Metro Chuo Line (Direct Train Connection to the Expo)

 For Visitors Using the Shuttle Bus from JR Sakurajima Station

[Sakurajima Station Bus Terminal Info](#)

 For Visitors Using Shuttle Buses from Major Nearby Stations

[Shin-Osaka Station Bus Stop](#)

[Osaka Station \(Umekita\) Bus Stop](#)

[Osaka Station \(Marubiru\) Bus Stop](#)

[Nakanoshima Station Bus Stop](#)


[Namba Station Bus Stop](#)

[Kintetsu Abenobashi Station Bus Stop](#)

[Osaka Uehommachi Station Bus Stop](#)


[Sakai/Sakaihigashi Station Bus Stop](#)


[JR/Hanshin Amagasaki Station Bus Stop](#)

 For Visitors Traveling by Car or Motorcycle


[Maishima Park & Ride Parking Lot Info](#)

[Amagasaki/Sakai Park & Ride Parking Lot Info](#)

 For Visitors Traveling by Expressway Bus or Airport Bus

 For Visitors Traveling by Ship (Passenger Ship or Ferry)

 For Visitors Traveling by Bicycle

 For Visitors Traveling by Taxi and Users of Accessible Parking Lots

## For Visitors Leaving Expo 2025 Osaka, Kansai

## Traffic Information

## Directions to the Amagasaki Expo Park & Ride Parking Lot

■ Eligible Vehicles: Private cars, Evs

You can make a reservation for the Amagasaki Expo Park & Ride Parking Lot via the following link:

[Parking Lot Reservation Website](#)



[Open in Google Maps](#)

[Directions to the Parking Lot \(PDF\)](#)

## Detailed Information for the Amagasaki Expo Park & Ride Parking Lot

- The Amagasaki parking lot is designated for those living west of Kobe City. Its purpose is to reduce traffic congestion in the surrounding area. We appreciate your understanding and cooperation.
- The Park & Ride shuttle bus from the Amagasaki Expo Park & Ride Parking Lot is not wheelchair accessible. Please use the Yumeshima parking lot designated for persons with special needs.
- At the Park & Ride shuttle bus stop inside the parking lot, please present the ticket screen from the Expo Park & Ride parking reservation system to the attendant.
- Each parking lot is divided into blocks as shown in the diagram. For your return trip, please confirm in advance the block

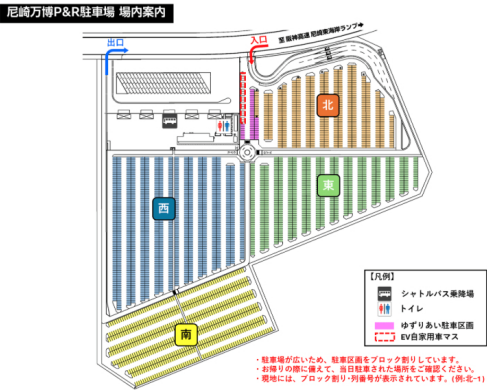
## Points to Note and FAQ

### Points to Note and FAQ

Restrictions on Large Baggage

Info for Group Tour  
Companies and Taxi  
Companies

where you parked.



## Directions to the Sakai Expo Park & Ride Parking Lot

The Sakai Expo Park & Ride Parking Lot is divided into two sections. Please choose a parking lot (A or B) when making your reservation.

- A: Eligible Vehicles – Private cars, EVs
- B: Eligible Vehicles – Private cars

You can make a reservation for the Sakai Expo Park & Ride Parking Lot via the following link:

[Parking Lot Reservation Website](#)



[Open in Google Maps](#)

[Parking Zone A](#)

[Parking Zone B](#)

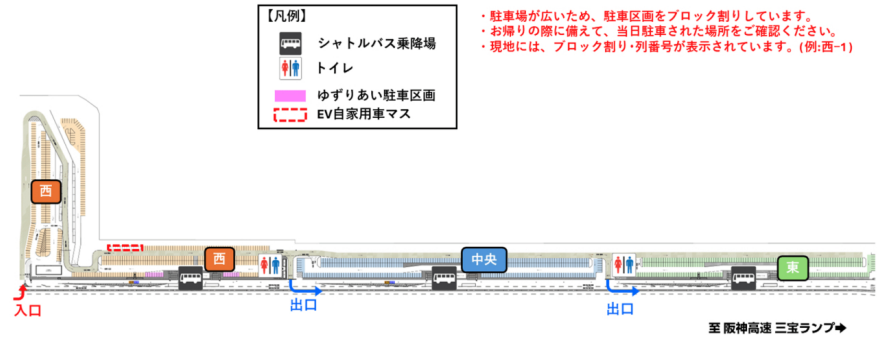
[Directions to the Parking Lot \(PDF\)](#)

## Detailed Information for the Sakai Expo Park & Ride Parking Lot

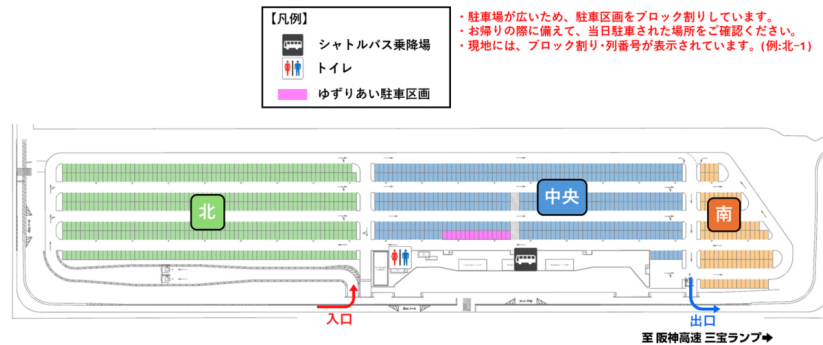
## Detailed Information for the Sakai Expo Park & Ride Parking Lot

- The Park & Ride shuttle bus from the Sakai Expo P&R Parking Lot is not wheelchair accessible. Please use the Yumeshima parking lot designated for persons with special needs.
- At the Park & Ride shuttle bus stop inside the parking lot, please present the ticket screen from the Expo Park & Ride parking reservation system to the attendant.
- Each parking lot is divided into blocks as shown in the diagram. For your return trip, please confirm in advance the block where you parked.

### 堺万博P&R駐車場A 場内案内



### 堺万博P&R駐車場B 場内案内



## Park & Ride Shuttle Bus Operations

- Park & Ride shuttle buses operate from the Park & Ride parking lots.
- The Park & Ride shuttle buses can only be boarded by those who are using the Park & Ride parking lots.
- No additional fare is required.
- The Park & Ride shuttle buses operate from around 8:00 a.m. to 10:50 p.m. Shuttle buses operate around every 3 to 5 minutes during the morning and early evening.
- You can board Park & Ride shuttle buses bound for the Expo site (from the Park & Ride parking lots) from the time of your parking reservation.
- For your return trip (from the Expo site to the Park & Ride parking lots), if you register your shuttle bus boarding time in advance via the following EXPO 2025 Return Shuttle Bus Survey, you will be given priority when boarding.

[EXPO 2025 Return Shuttle Bus Survey](#)

[Click Here for the Timetable \(PDF\)](#)

### Notice from the Osaka Prefectural Police

Please help us reduce traffic congestion.  
Let's improve traffic manners in Osaka!



## EXPO 2025 Transportation Information

### For Visitors to Expo 2025 Osaka, Kansai

- For Visitors Arriving via the Osaka Metro Chuo Line (Direct Train Connection to the Expo) >
- For Visitors Using the Shuttle Bus from JR Sakurajima Station >
- For Visitors Using Shuttle Buses from Major Nearby Stations >
- For Visitors Traveling by Car or Motorcycle >
- For Visitors Traveling by Expressway Bus or Airport Bus >
- For Visitors Traveling by Ship (Passenger Ship or Ferry) >
- For Visitors Traveling by Bicycle >
- For Visitors Traveling by Taxi and Users of Accessible Parking Lots >

### For Visitors Leaving Expo 2025 Osaka, Kansai

- For Visitors Leaving Expo 2025 Osaka, Kansai >
- Yumeshima Terminal Bus Stop Info >

### Traffic Information

- Train Status Information >
- Bus Status Information >
- Terminal 1 Bus Departure Information >

### Points to Note and FAQ

- Restrictions on Large Baggage >
- Info for Group Tour Companies and Taxi Companies >
- Inquiries >