

For Visitors Traveling by Car or Motorcycle


Private cars are not allowed to enter the Expo site.


If you are coming by car, please park at the Expo Park & Ride parking lot in Maishima, Amagasaki, or Sakai, and then transfer to the Park & Ride shuttle bus to the Expo site.


*You must make a reservation for the Expo Park & Ride parking lot at least one day in advance.

*The Park & Ride shuttle bus can only be used by those with a reservation for the Expo Park & Ride parking lot.


For Visitors to Expo 2025 Osaka, Kansai

 For Visitors to Expo 2025 Osaka, Kansai

 For Visitors Arriving via the Osaka Metro Chuo Line (Direct Train Connection to the Expo)

 For Visitors Using the Shuttle Bus from JR Sakurajima Station

Sakurajima Station Bus Terminal Info

 For Visitors Using Shuttle Buses from Major Nearby Stations

Shin-Osaka Station Bus Stop

Osaka Station (Umekita) Bus Stop

Osaka Station (Marubiru) Bus Stop

Nakanoshima Station Bus Stop


Namba Station Bus Stop

Kintetsu Abenobashi Station Bus Stop

Osaka Uehommachi Station Bus Stop


Sakai/Sakaihigashi Station Bus Stop


JR/Hanshin Amagasaki Station Bus Stop

 For Visitors Traveling by Car or Motorcycle


Maishima Park & Ride Parking Lot Info

Amagasaki/Sakai Park & Ride Parking Lot Info

 For Visitors Traveling by Expressway Bus or Airport Bus

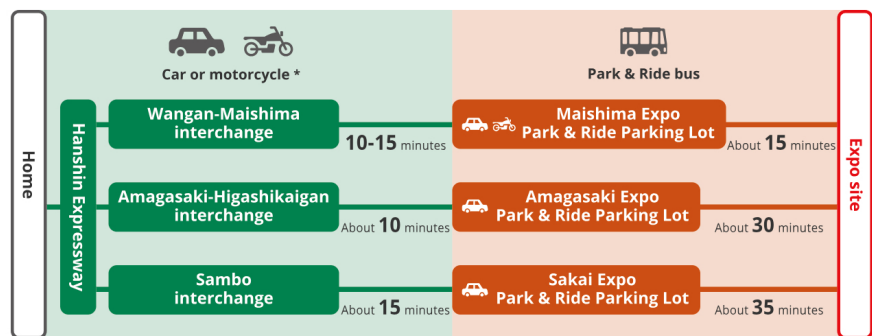
 For Visitors Traveling by Ship (Passenger Ship or Ferry)

 For Visitors Traveling by Bicycle

 For Visitors Traveling by Taxi and Users of Accessible Parking Lots

For Visitors Leaving Expo 2025 Osaka, Kansai

Traffic Information



* Motorcycles are permitted only in the Maishima Expo Park & Ride Parking Lot.

Points to Note When Using Parking Lots

- For visitors with special needs, wheelchair users, and others who require special mobility assistance, please use the Yumeshima Accessible Parking Lot.
- Please use the expressway to get to the parking lot. If you use the designated expressway exits and take the detour routes that avoid the central parts of the expressway as shown in the map below, you get a discount on the Expo Park & Ride fee after your usage is verified based on ETC information. For details, see the Expo Park & Ride parking reservation website.
- The Park & Ride shuttle bus will operate in the order of parking reservation times. You will not be able to board if you arrive early. Please show the ticket screen of the Expo Park & Ride parking reservation website at the bus stop.
- Please pay for the Expo Park & Ride usage fees in advance by credit card.
- Please follow the local traffic rules when you visit.
- Please refrain from idling your vehicle when parked and cooperate with eco-friendly driving.



Points to Note and FAQ

Points to Note and FAQ



Restrictions on Large Baggage



Info for Group Tour
Companies and Taxi
Companies



Parking Lot Map

Each page shows the route from the expressway exit to the Expo Park & Ride parking lot. Please use the recommended routes.

Amagasaki



Maishima



Sakai



About Parking Lot Reservations

Please make a reservation from the following link.
You can see the list of Expo Park & Ride usage fees from the following link.

- You will need to register an Expo ID to make a reservation.
- Please use the recommended parking lot (displayed based on the departure point information entered when you make a reservation).

PDF Download (Table of Fees)



Parking Lot Reservation Website



Notice from the Osaka Prefectural Police

Please help us reduce traffic congestion.
Let's improve traffic manners in Osaka!

Traffic Restrictions Near the Site



Traffic Safety Information



EXPO 2025 Transportation Information

For Visitors to Expo 2025 Osaka, Kansai



For Visitors Leaving Expo 2025 Osaka,
Kansai



Points to Note and FAQ



For Visitors Arriving via the Osaka Metro Chuo Line
(Direct Train Connection to the Expo)



Restrictions on Large Baggage



(Direct Train Connection to the Expo)		For Visitors Leaving Expo 2025 Osaka, Kansai			
For Visitors Using the Shuttle Bus from JR Sakurajima Station	>	Yumeshima Terminal Bus Stop Info	>	Info for Group Tour Companies and Taxi Companies	>
For Visitors Using Shuttle Buses from Major Nearby Stations	>	Traffic Information			
For Visitors Traveling by Car or Motorcycle	>	Train Status Information	>	Inquiries	>
For Visitors Traveling by Expressway Bus or Airport Bus	>	Bus Status Information	>		
For Visitors Traveling by Ship (Passenger Ship or Ferry)	>	Terminal 1 Bus Departure Information	>		
For Visitors Traveling by Bicycle	>				
For Visitors Traveling by Taxi and Users of Accessible Parking Lots	>				