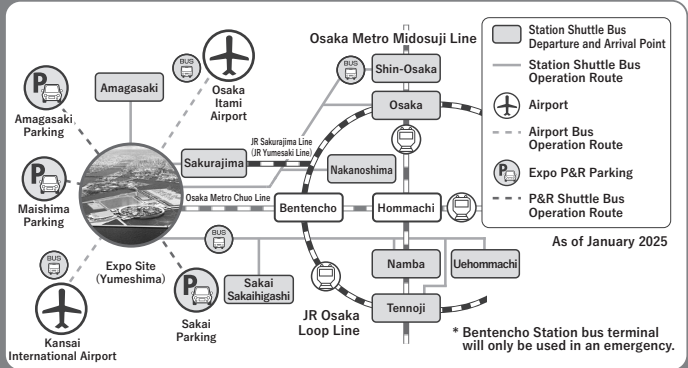


Access

When visiting the Expo 2025 Osaka, Kansai, Japan site, please use public transportation such as trains and buses.
* Private cars or other such vehicles are not permitted to enter the Expo site.



Yumeshima Station can be accessed from Hommachi Station on the Osaka Metro Chuo Line.

Station Shuttle Bus/Airport Bus/Expressway Bus

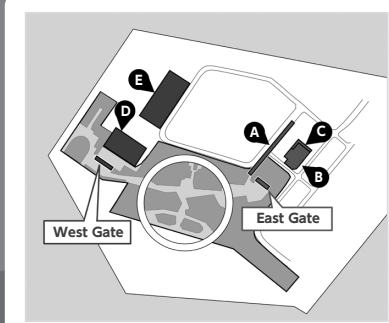
If you are coming by car, please park at the Expo P&R (Park & Ride) parking areas in Maishima, Amagasaki, or Sakai, and then take the P&R shuttle bus to get to the Expo site.

Other ways to get to the Expo site include by ship and bicycle. For details, please see the EXPO 2025 Transportation Information page.

EXPO 2025 Transportation Information



Transportation Stop Information



East Gate

- A Yumeshima Station (Osaka Metro Chuo Line)
- B Yumeshima Accessible Parking
- C Yumeshima Bicycle Parking

West Gate

- D Yumeshima Transportation Terminal 1
 - Station Shuttle Bus
 - P&R Shuttle Bus
 - Ship Shuttle Bus
 - Airport Bus
 - Expressway Bus
 - Taxi
- E Yumeshima Transportation Terminal 2
 - Group Bus

Expo 2025, Osaka, Kansai, Japan

Dates April 13, 2025–October 13, 2025

Opening Hours 9:00 a.m.–10:00 p.m.

Venue Yumeshima, Osaka

Theme Designing Future Society for Our Lives

Subthemes

- Saving Lives
- Empowering Lives
- Connecting Lives

Information

HP <https://www.expo2025.or.jp/en/>

Frequently Asked Questions <https://faq.expo2025.or.jp/hc/en-gb>

Inquiries Expo 2025 Osaka, Kansai, Japan General Contact Center: 0570-200-066
Reception Hours: 9:00 a.m.–10:00 p.m.
*For inquiries within the Expo site, please contact the nearest information desk (refer to the map on the back).

Requests and Notices

Baggage Inspection

Before entering, we will inspect your bags and beverages at the gate. Please take your drinks out of your hand luggage and line up.
*Please check the prohibited items list before entering.

No Smoking

Smoking is not allowed inside the Expo site. If you wish to smoke, please exit through the East Gate and go to a designated smoking area after consulting with the staff about re-entry (see below).

Re-entry

If you wish to re-enter the Expo site after exiting, please ask the staff at the "multi-purpose lane" at the entrance/exit gate when you leave. They will guide you through the re-entry process.

Cashless Payments

Cash cannot be used for any purchases or payments within the Expo site. (However, some transactions at post offices can only be made with cash.) Please prepare a credit card, e-money, or smartphone code payment method. If you do not have any payment method other than cash, please use a prepaid card that can be charged and used within the site.

Preventing Heat Stroke

Please be careful of heatstroke, avoid direct sunlight and take frequent breaks. Rest areas and water supply facilities are available throughout the site.

Publisher: Japan Association for the 2025 World Exposition

*Information on this map is current as of March 19, 2025.

It may differ from the actual venue.

RESALE PROHIBITED

Connecting Lives Zone

The Connecting Lives Zone is an area located to the north of the Forest of Tranquility inside the Grand Ring. Official Participants' pavilions line the Grand Ring and West Avenue. This zone takes its name from the Expo's sub-theme, "Connecting Lives."

Signature Zone

What does the Expo's theme, "Designing Future Society for Our Lives," truly mean? The Signature Pavilions bring this theme to life through the unique visions of eight producers. As you journey through the eight pavilions, you'll gain a deeper understanding of "life" and discover inspiration for a brighter future.

Saving Lives Zone

The Saving Lives Zone is an area located to the west of the Forest of Tranquility inside the Grand Ring. Official Participants' pavilions line the Grand Ring and several avenues. This zone takes its name from the Expo's sub-theme, "Saving Lives."

X01 Better Co-Being
(theme) Resonance of Lives

In harmony with the forest at the heart of the venue. Within the resonating future, we discover the essence of the era.

MIYATA Hiroaki
Professor, Keio University

X02 Future of Life
(theme) Amplification of Lives

Lifestyles half a century from now; the shape of life a millennium from now. Encounter all sorts of robots and androids.

ISHIGURO Hiroshi
Professor, Osaka University, Visiting Director, ATR Hiroshi Ishiguro Laboratories

Empowering Lives Zone

The Empowering Lives Zone is an area located inside the Grand Ring to the east of the Forest of Tranquility. Official Participants' pavilions line the Grand Ring and several avenues. This zone takes its name from the Expo's sub-theme, "Empowering Lives."

X03 Playground of Life: Jellyfish Pavilion
(theme) Invigorating Lives

The Jellyfish Pavilion is a vibrant, living instrument that resonates with the harmonious rhythms of the diverse life forms playing in it. It immerses visitors in an adventurous experience, fully engaging their physical presence and stimulating their senses.

NAKAJIMA Sachiko
Musician, Mathematician and STEAM educator

X04 null²
(theme) Forging Lives

The architecture that transforms fluidly distorts the surrounding landscape. Inside is a mirror theater where visitors encounter digital humans.

OCHIAI Yoichi
Media Artist

P07 Advanced Air Mobility Station
Visitors can experience future society with the next generation of air transportation, "Advanced Air Mobility".

P13 Festival Station
A facility where visitors can experience the allure of various regions, both in Japan and around the world, through festivals, booth exhibitions, hands-on workshops and more.

P14 ROBOT & MOBILITY STATION
See and experience demonstration experiments of future service robots and mobility technology.

Forest of Tranquility Zone

The Forest of Tranquility Zone occupies the central area inside the Grand Ring. Deliberately kept free of pavilions, it is a tranquil forest that provides a relaxing space for visitors. A water basin sits in the heart of the forest.

X08 Dialogue Theater – sign of life –
(theme) Embracing Lives

This pavilion serves as a living lab that, through "dialogue", seeks to reveal and resolve "divides" scattered throughout the world.

KAWASE Naomi
Filmmaker

X07 EARTH MART
(theme) Cycle of Lives

This is an imaginary supermarket that brings feelings of gratitude for the food and life on earth.

KOYAMA Kundo
Broadcast writer, Vice President of Kyoto University of the Arts

X05 DYNAMIC EQUILIBRIUM OF LIFE
(theme) Quest of Life

Witness Life Unfold! Immerse yourself in a groundbreaking, first-ever showcase that reveals the 3.8-billion-year journey of life on Earth, brought to life through the dazzling display of 320,000 particles of light.

FUKUOKA Shin-Ichi
Biologist, Professor, Aoyama Gakuin University

X06 LIVE EARTH JOURNEY
(theme) Totality of Life

"Life is a combination and a transformation!" Experience biodiversity on a cosmic scale at Deep Vision.

KAWAMORI Shoji
Animation Director, Mechanic Designer, Vision Creator

East Gate Zone

The East Gate Zone extends from the East Gate to the outside of the Grand Ring. Pavilions for Private Sectors and Local Governments line the Grand Ring and East Avenue. The Japan Pavilion, EXPO Hall, and EXPO National Day Hall line the south side of the East Gate Zone.

E01 KANSAI PAVILION

The participating prefectures have created their own unique exhibition areas to showcase the diverse history, culture, sights, and various other charms of the Kansai region.

E02 Osaka Healthcare Pavilion Nest for Reborn

With the theme of "REBORN," you can experience the future urban life of 2050.

E07 Sumitomo Pavilion

Sumitomo Pavilion presents "UNKNOWN FOREST. Stories Waiting to be Discovered" where visitors can encounter various "stories of life" and participate in tree planting and other events.

EXPO Hall "Shining Hat"

This facility features a golden circular roof. After sunset, the exterior walls are decorated with projection mapping.

E10 Japan Pavilion

Under the theme of "Between Lives," the Japan Pavilion presents opportunities to become aware of the "JUNKAN" cycle of life.

E03 NTT Pavilion

NTT will push the boundaries of communication once again with the next-generation communications infrastructure, IOWN, unveiling a whole new dimension: a pavilion where time and space intertwine.

E08 Electric Power Pavilion - Eggs of Possibilities

The pavilion where you can experience various possibilities related to energy. You will experience the energy technologies that are pioneering the future. Let's explore the energy of possibilities together.

EXPO National Day Hall "Ray Garden"

Hosts National Day and Special Day ceremonies, along with a wide range of international events held by Official Participants.

E05 Mitsubishi Pavilion

The Mitsubishi Pavilion, like a mother ship, takes you on an epic journey through life, from the unknown deep sea to the distant universe.

E09 Women's Pavilion in collaboration with Cartier

Cartier believes in a brighter future for the world. When women thrive, humanity thrives.

E13 Gallery EAST

A multi-purpose exhibition space where artwork and crafts are showcased and interactive exhibitions and performances are held.

Future Life Zone

The Future Life Zone is located in the western end of the Expo site. It features the EXPO Vertiport, a take-off and landing site for Advanced Air Mobility, and the EXPO Arena, an outdoor exhibition and event venue.

L01 Gallery WEST

A multi-purpose exhibition venue with three distinct exhibition areas hosting various exhibitions, events, and interactive programs.

L04 Mobility Experience

Visitors can experience the next generation of air transportation at the EXPO Vertiport, a take-off and landing site for "Advanced Air Mobility".

L07 Junior SDGs Camp

We provide educational programs for students in elementary through high school to think about SDGs and environmental issues, leading to changes in their behavior.

L02 Future Life Experience (in the Future Life Village)

We present ideas for future living through exhibits and presentations in fields close to our daily lives, focusing on "future food," "future culture," and "future healthcare."

L05 Future City

A magnificent pavilion where visitors can virtually experience "The City of Happiness" realized through various innovations in the future.

L08 EXPO SAUNA "TAIYO's TSUBOMI"

This sauna offers an innovative "co-creation" space that harmonizes with the nature of Osaka Bay, which changes with the seasons and time of day.

L03

"TEAM EXPO Pavilion" (in the Future Life Village)
Communication of "Action for the Future" to create a future society together with participants and exhibition of selected best practices.

L06

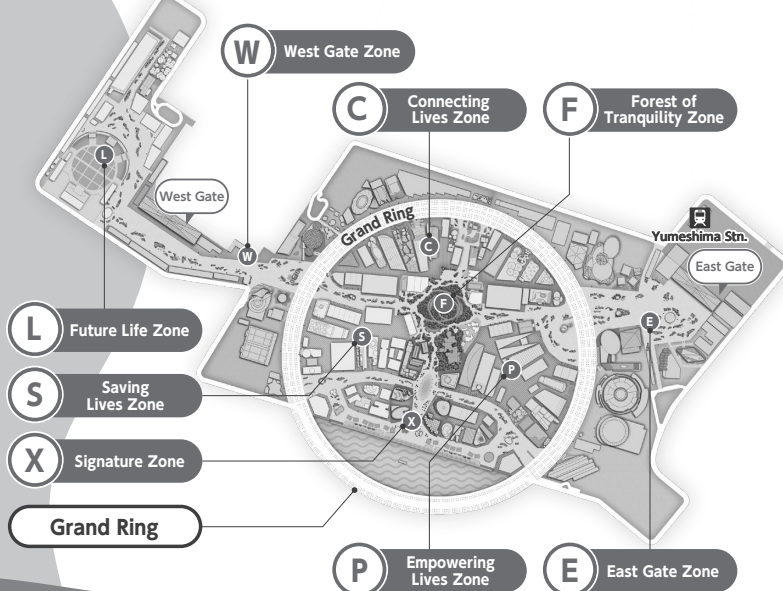
EXPO Arena "Matsuri"
This outdoor facility covered in artificial turf is for festivals, live music performances by local and international artists, and other events.

Grand Ring

The Grand Ring is one of the largest wooden structures in the world, measuring approximately 2 km in circumference. The upper part of the Grand Ring (Sky Walk) allows visitors to view the entire venue and enjoy the charm of the Expo site. The area under the Grand Ring (Ground Walk) is the main route of flow for visitors and also serves to protect them from the sun and heat.

Venue map

The Expo site is centered around the Grand Ring and consists of eight zones.



Admission to Pavilions and Events:

Many attractions at the Expo can be enjoyed without a reservation, but some pavilions and events need reservations.

How to Register Pavilions and Events on the Day:

1 Using your smartphone:

Register your Expo ID and select from the pavilions/events that are available for same-day reservations on the "Apply for reservations" menu on your Digital Ticket. (Available from 10 minutes after entering the site.)

Scan the code for details.



2 At an information desk or pavilion/event registration center:

Inside the Expo site, there are dedicated terminals where you can make reservations using your admission ticket without registering your Expo ID.

Requests and Important Information for Admission

Prohibited Items

- Explosives and high-pressure gases such as portable gas canisters
- Combustible items such as matches
- Suitcases, luggage carts, or large baggage
- Sharp objects such as knives and scissors
- Dangerous items such as golf clubs and bats
- Canned or bottled beverages
- Alcoholic beverages in general
- Camera monogods, tripods, or selfie sticks
- Animals (except service dogs, hearing dogs, and guide dogs)
- Pepper spray and other items that can cause bodily harm
- Drones or radio-controlled devices
- Bicycles, kickboards, skateboards, or similar gliding objects
- Banners, signs, or other display items
- Loudspeakers
- Large baggage (exceeding width 600mm x height 400mm x depth 900mm)
- Any hazardous materials or items prohibited by law or posing a safety risk

Prohibited Acts

- Occupying spaces or creating disturbances
- Assemblies and speeches
- Soliciting donations, signatures, or conducting surveys
- Blocking traffic and engaging in dangerous activities
- Entering restricted areas
- Spraying gases, liquids, or powder substances
- Using bicycles, kickboards, skateboards, or similar items for riding
- Smoking outside designated areas
- Vandalizing or damaging property
- Disposing of items outside designated areas
- Collecting or damaging plants and animals
- Feeding, capturing, or harming animals
- Using loudspeakers
- Posting or distributing posters or printed materials
- Displaying or carrying banners
- Unauthorized commercial photography or recording
- Using drones or radio-controlled devices
- Distributing plant seeds
- Drinking alcohol outside designated areas
- Swimming or fishing
- Bringing in and disposing of trash
- Using counterfeit or fake tickets
- Activities that pose a fire hazard
- Dressing or behaving in a way that disrupts public order and morals
- Other dangerous acts prohibited by law or posing a safety risk

