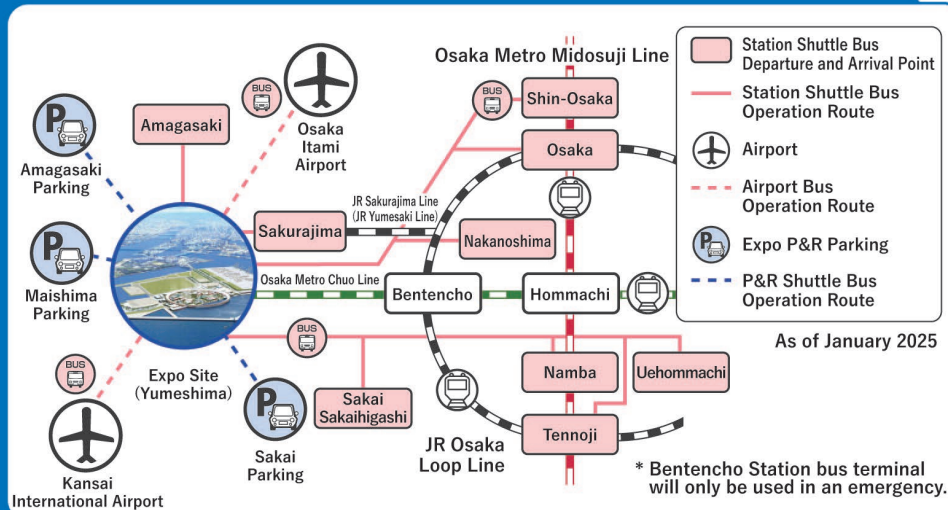


Access

When visiting the Expo 2025 Osaka, Kansai, Japan site, please use public transportation such as trains and buses.
* Private cars or other such vehicles are not permitted to enter the Expo site.



Yumeshima Station can be accessed from Hommachi Station on the Osaka Metro Chuo Line.

Station Shuttle Bus/Airport Bus/Expressway Bus

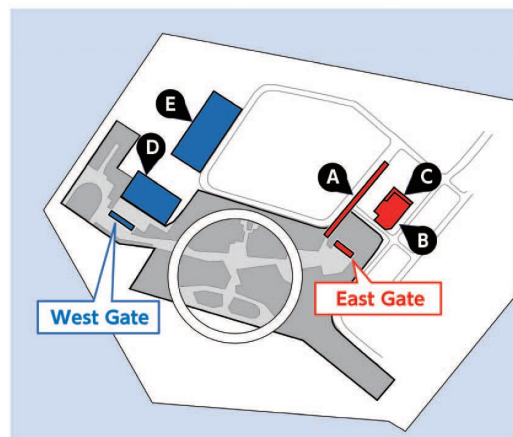
If you are coming by car, please park at the Expo P&R (Park & Ride) parking areas in Maishima, Amagasaki, or Sakai, and then take the P&R shuttle bus to get to the Expo site.

Other ways to get to the Expo site include by ship and bicycle. For details, please see the EXPO 2025 Transportation Information page.

EXPO 2025
Transportation
Information



Transportation Stop Information



East Gate

- A** Yumeshima Station (Osaka Metro Chuo Line)
- B** Yumeshima Accessible Parking
- C** Yumeshima Bicycle Parking

West Gate

- D** Yumeshima Transportation Terminal 1
 - Station Shuttle Bus
 - P&R Shuttle Bus
 - Ship Shuttle Bus
 - Airport Bus
 - Expressway Bus
 - Taxi
- E** Yumeshima Transportation Terminal 2
 - Group Bus

C Connecting Lives Zone

The Connecting Lives Zone is an area located to the north of the Forest of Tranquility inside the Grand Ring. Official Participants' pavilions line the Grand Ring and West Avenue. This zone takes its name from the Expo's sub-theme, "Connecting Lives."

X Signature Zone

What does the Expo's theme, "Designing Future Society for Our Lives," truly mean? The Signature Pavilions bring this theme to life through the unique visions of eight producers. As you journey through the eight pavilions, you'll gain a deeper understanding of "life" and discover inspiration for a brighter future.

S Saving Lives Zone

The Saving Lives Zone is an area located to the west of the Forest of Tranquility inside the Grand Ring. Official Participants' pavilions line the Grand Ring and several avenues. This zone takes its name from the Expo's sub-theme, "Saving Lives."

X01 Better Co-Being
(theme) Resonance of Lives

In harmony with the forest at the heart of the venue. Within the resonating future, we discover the essence of the era.

MIYATA Hiroaki
Professor, Keio University

X02 Future of Life
(theme) Amplification of Lives

Lifestyles half a century from now; the shape of life a millennium from now. Encounter all sorts of robots and androids.

ISHIGURO Hiroshi
Professor,
Osaka University,
Visiting Director,
ATR Hiroshi Ishiguro
Laboratories

W West Gate Zone

The West Gate Zone extends from the West Gate to the outside of the Grand Ring. Pavilions for Private Sectors line the Grand Ring and West Avenue. The EXPO Exhibition Center, which hosts various exhibition events, is located in the south of the West Gate Zone.

W01

Theme Weeks Studio

Expo 2025, Osaka, Kansai, Japan will hold a "Theme Weeks" dialogue program to create a "Future Society for Our Lives" together with people from around the world. All visitors are welcome to attend (limited capacity).

W05

ORA Gaishoku Pavilion 「~UTAGE~」

The city of Osaka, known as the 'capital of food' in Japan, shares various forms of Japanese cuisine with both domestic and international audiences.

W10

YOSHIMOTO Pavilion waraii myraii

This pavilion presents content and engaging exhibitions that connect smiles across languages and cultures.

W02

TECH WORLD

Based on the concept of "Connecting the World, Creating Better Future Lives," we use digital technology to envision a future society where we coexist with nature and people for a brilliant life.

W06

BLUE OCEAN DOME

With the theme "Reviving the Ocean," a dramatic visual experience will produce a behavioral change for the earth and the oceans.

W11

EXPO Exhibition Center "WASSE"

A large multi-purpose exhibition hall where various exhibitions and events are held. This is the main venue for Theme Weeks.

W03

GAS PAVILION OBAKE WONDERLAND

Come enjoy the thrilling and exciting experience of transforming into the future together with "OBAKE (friendly shapeshifter)"!

W07

GUNDAM NEXT FUTURE PAVILION

Illustrating a future of life in space through GUNDAM. A life-sized GUNDAM statue that is around 17 meters tall will be on display.

W04

Joint Pavilion Iida Group × Osaka Metropolitan Univ.

Upon entering the pavilion draped with Nishijin textile, visitors will be greeted by a giant diorama of a futuristic city equipped with the latest technology.

W09

PASONA NATUREVERSE

Astro Boy will introduce guests to the "iPS Heart" and other cutting-edge technology centered on the theme of "Thank You, Life."

P Empowering Lives Zone

The Empowering Lives Zone is an area located inside the Grand Ring to the east of the Forest of Tranquility. Official Participants' pavilions line the Grand Ring and several avenues. This zone takes its name from the Expo's sub-theme, "Empowering Lives."

X03 Playground of Life: Jellyfish Pavilion

theme Invigorating Lives

The Jellyfish Pavilion is a vibrant, living instrument that resonates with the harmonious rhythms of the diverse life forms playing in it. It immerses visitors in an adventurous experience, fully engaging their physical presence and stimulating their senses.

NAKAJIMA Sachiko
Musician, Mathematician
and STEAM educator

X04 null²

theme Forging Lives

The architecture that transforms fluidly distorts the surrounding landscape. Inside is a mirror theater where visitors encounter digital humans.

OCHIAI Yoichi
Media Artist

P07 Advanced Air Mobility Station

Visitors can experience future society with the next generation of air transportation, "Advanced Air Mobility".

X05 DYNAMIC EQUILIBRIUM OF LIFE

theme Quest of Life

Witness Life Unfold! Immerse yourself in a groundbreaking, first-ever showcase that reveals the 3.8-billion-year journey of life on Earth, brought to life through the dazzling display of 320,000 particles of light.

FUKUOKA Shin-ichi
Biologist, Professor,
Aoyama Gakuin
University

P13 Festival Station

A facility where visitors can experience the allure of various regions, both in Japan and around the world, through festivals, booth exhibitions, hands-on workshops and more.

X06 LIVE EARTH JOURNEY

theme Totality of Life

"Life is a combination and a transformation!" Experience biodiversity on a cosmic scale at Deep Vision.

KAWAMORI Shoji
Animation Director,
Mechanic Designer,
Vision Creator

P14 ROBOT & MOBILITY STATION

See and experience demonstration experiments of future service robots and mobility technology.

X07 EARTH MART

theme Cycle of Lives

This is an imaginary supermarket that brings feelings of gratitude for the food and life on earth.

KOYAMA Kundo
Broadcast writer, Vice President of
Kyoto University of the Arts

F Forest of Tranquility Zone

The Forest of Tranquility Zone occupies the central area inside the Grand Ring. Deliberately kept free of pavilions, it is a tranquil forest that provides a relaxing space for visitors. A water basin sits in the heart of the forest.

X08 Dialogue Theater - sign of life -

theme Embracing Lives

This pavilion serves as a living lab that, through "dialogue", seeks to reveal and resolve "divides" scattered throughout the world.

KAWASE Naomi
Filmmaker



E East Gate Zone

The East Gate Zone extends from the East Gate to the outside of the Grand Ring. Pavilions for Private Sectors and Local Governments line the Grand Ring and East Avenue. The Japan Pavilion, EXPO Hall, and EXPO National Day Hall line the south side of the East Gate Zone.

E01 KANSAI PAVILION

The participating prefectures have created their own unique exhibition areas to showcase the diverse history, culture, sights, and various other charms of the Kansai region.

E06 Panasonic Group Pavilion "The Land of NOMO"

A mysterious land that mirrors the way you think and feel. Inspires children's senses to unlock their imagination for new discoveries.

E10 Japan Pavilion

Under the theme of "Between Lives," the Japan Pavilion presents opportunities to become aware of the "JUNKAN" cycle of life.

E02 Osaka Healthcare Pavilion Nest for Reborn

With the theme of "REBORN," you can experience the future urban life of 2050.

E07 Sumitomo Pavilion

Sumitomo Pavilion presents "UNKNOWN FOREST, Stories Waiting to be Discovered" where visitors can encounter various "stories of life" and participate in tree planting and other events.

E11 EXPO Hall "Shining Hat"

This facility features a golden circular roof. After sunset, the exterior walls are decorated with projection mapping.

E03 NTT Pavilion

NTT will push the boundaries of communication once again with the next-generation communications infrastructure, IOWN, unveiling a whole new dimension: a pavilion where time and space intertwine.

E08 Electric Power Pavilion - Eggs of Possibilities

The pavilion where you can experience various possibilities related to energy. You will experience the energy technologies that are pioneering the future. Let's explore the energy of possibilities together.

E12 EXPO National Day Hall "Ray Garden"

Hosts National Day and Special Day ceremonies, along with a wide range of international events held by Official Participants.

E05 Mitsubishi Pavilion

The Mitsubishi Pavilion, like a mother ship, takes you on an epic journey through life, from the unknown deep sea to the distant universe.

E09 Women's Pavilion in collaboration with Cartier

Cartier believes in a brighter future for the world. When women thrive, humanity thrives.

E13 Gallery EAST

A multi-purpose exhibition space where artwork and crafts are showcased and interactive exhibitions and performances are held.

L Future Life Zone

The Future Life Zone is located in the western end of the Expo site. It features the EXPO Vertipoint, a take-off and landing site for Advanced Air Mobility, and the EXPO Arena, an outdoor exhibition and event venue.

L01 Gallery WEST

A multi-purpose exhibition venue with three distinct exhibition areas hosting various exhibitions, events, and interactive programs.

L04 Mobility Experience

Visitors can experience the next generation of air transportation at the EXPO Vertipoint, a take-off and landing site for "Advanced Air Mobility".

L07 Junior SDGs Camp

We provide educational programs for students in elementary through high school to think about SDGs and environmental issues, leading to changes in their behavior.

L02 Future Life Experience (in the Future Life Village)

We present ideas for future living through exhibits and presentations in fields close to our daily lives, focusing on "future food," "future culture," and "future healthcare."

L05 Future City

A magnificent pavilion where visitors can virtually experience "The City of Happiness" realized through various innovations in the future.

L08 EXPO SAUNA "TAIYO's TSUBOMI"

This sauna offers an innovative 'co-creation' space that harmonizes with the nature of Osaka Bay, which changes with the seasons and time of day.

L03 "TEAM EXPO Pavilion" (in the Future Life Village)

Communication of "Action for the Future" to create a future society together with participants and exhibition of selected best practices.

L06 EXPO Arena "Matsuri"

This outdoor facility covered in artificial turf is for festivals, live music performances by local and international artists, and other events.

Grand Ring

The Grand Ring is one of the largest wooden structures in the world, measuring approximately 2 km in circumference. The upper part of the Grand Ring (Sky Walk) allows visitors to view the entire venue and enjoy the charm of the Expo site. The area under the Grand Ring (Ground Walk) is the main route of flow for visitors and also serves to protect them from the sun and heat.

— Expo 2025, Osaka, Kansai, Japan —

Dates April 13, 2025–October 13, 2025

Opening Hours 9:00 a.m.–10:00 p.m. **Venue** Yumeshima, Osaka

Theme Designing Future Society for Our Lives

Subthemes

Saving
Lives

Empowering
Lives

Connecting
Lives

Information

HP <https://www.expo2025.or.jp/en/>

Frequently Asked Questions <https://faq.expo2025.or.jp/hc/en-gb>

Inquiries Expo 2025 Osaka, Kansai, Japan General Contact Center: 0570-200-066
Reception Hours: 9:00 a.m.–10:00 p.m.
*For inquiries within the Expo site, please contact the nearest information desk (refer to the map on the back).

Requests and Notices

Baggage Inspection

Before entering, we will inspect your bags and beverages at the gate. Please take your drinks out of your hand luggage and line up.

*Please check the prohibited items list before entering.

No Smoking

Smoking is not allowed inside the Expo site. If you wish to smoke, please exit through the East Gate and go to a designated smoking area after consulting with the staff about re-entry (see below).

Re-entry

If you wish to re-enter the Expo site after exiting, please ask the staff at the "multi-purpose lane" at the entrance/exit gate when you leave. They will guide you through the re-entry process.

Cashless Payments

Cash cannot be used for any purchases or payments within the Expo site. (However, some transactions at post offices can only be made with cash.) Please prepare a credit card, e-money, or smartphone code payment method. If you do not have any payment method other than cash, please use a prepaid card that can be charged and used within the site.

Preventing Heat Stroke

Please be careful of heatstroke, avoid direct sunlight and take frequent breaks. Rest areas and water supply facilities are available throughout the site.

Publisher: Japan Association for the 2025 World Exposition

*Information on this map is current as of March 19, 2025.

It may differ from the actual venue.

RESALE
PROHIBITED



Expo 2025

Osaka, Kansai, Japan

OFFICIAL MAP



Official Expo App EXPO 2025 Visitors

iPhone / iPad

Android™



*Apple, iPhone and iPad are trademarks of Apple Inc., registered in the U.S. and other countries. App Store is a service mark of Apple Inc., registered in the U.S. and other countries. *Android and Google Play are trademarks of Google LLC.

Venue map

The Expo site is centered around the Grand Ring and consists of eight zones.



Admission to Pavilions and Events:

Many attractions at the Expo can be enjoyed without a reservation, but some pavilions and events need reservations.

How to Register Pavilions and Events on the Day:

1 Using your smartphone:

Register your Expo ID and select from the pavilions/events that are available for same-day reservations on the "Apply for reservations" menu on your Digital Ticket. (Available from 10 minutes after entering the site.)

Scan the code for details.



2 At an information desk or pavilion/event registration center:

Inside the Expo site, there are dedicated terminals where you can make reservations using your admission ticket without registering your Expo ID.

Requests and Important Information for Admission

Prohibited Items

- | | | |
|---|---|--|
| Explosives and high-pressure gases such as portable gas canisters | Alcoholic beverages in general | Banners, signs, or other display items |
| Combustible items such as matches | Camera monopods, tripods, or selfie sticks | Loudspeakers |
| Suitcases, luggage carts, or large baggage | Animals (except service dogs, hearing dogs, and guide dogs) | Large baggage (exceeding width 600mm x height 400mm x depth 900mm) |
| Sharp objects such as knives and scissors | Pepper spray and other items that can cause bodily harm | Any hazardous materials or items prohibited by law or posing a safety risk |
| Dangerous items such as golf clubs and bats | Drones or radio-controlled devices | |
| Canned or bottled beverages | Bicycles, kickboards, skateboards, or similar gliding objects | |

Prohibited Acts

- | | | |
|--|--|---|
| Occupying spaces or creating disturbances | Disposing of items outside designated areas | Drinking alcohol outside designated areas |
| Assemblies and speeches | Collecting or damaging plants and animals | Swimming or fishing |
| Soliciting donations, signatures, or conducting surveys | Feeding, capturing, or harming animals | Bringing in and disposing of trash |
| Blocking traffic and engaging in dangerous activities | Using loudspeakers | Using counterfeit or fake tickets |
| Entering restricted areas | Posting or distributing posters or printed materials | Activities that pose a fire hazard |
| Spraying gases, liquids, or powder substances | Displaying or carrying banners | Dressing or behaving in a way that disrupts public order and morals |
| Using bicycles, kickboards, skateboards, or similar items for riding | Unauthorized commercial photography or recording | Other dangerous acts prohibited by law or posing a safety risk |
| Smoking outside designated areas | Using drones or radio-controlled devices | |
| Vandalizing or damaging property | Distributing plant seeds | |

e Mover

You can enjoy riding electric buses, including self-driving buses and buses that can be charged while in motion, on a route that connects various parts of the Expo site.

(Fare)
400 JPY (1 ride)
1,000 JPY (1 day)



e Mover Terminal

	Clockwise 6 → 1	Counter-clockwise 1 → 6
1 West Gate North Terminal	○	○
2 West Gate South Stop	×	○
3 Grand Ring East Stop	×	○
4 East Gate South Stop	○	○
5 East Gate North Stop	×	○
6 Grand Ring West Terminal	○	○

West Gate: About the Accessibility Center



The Accessibility Center provides support for guests through services such as written and sign language communication and lending wheelchairs, walking aids and other accessibility related items.

Pavilion Information

Connecting Lives Zone



Gourmet

East Gate

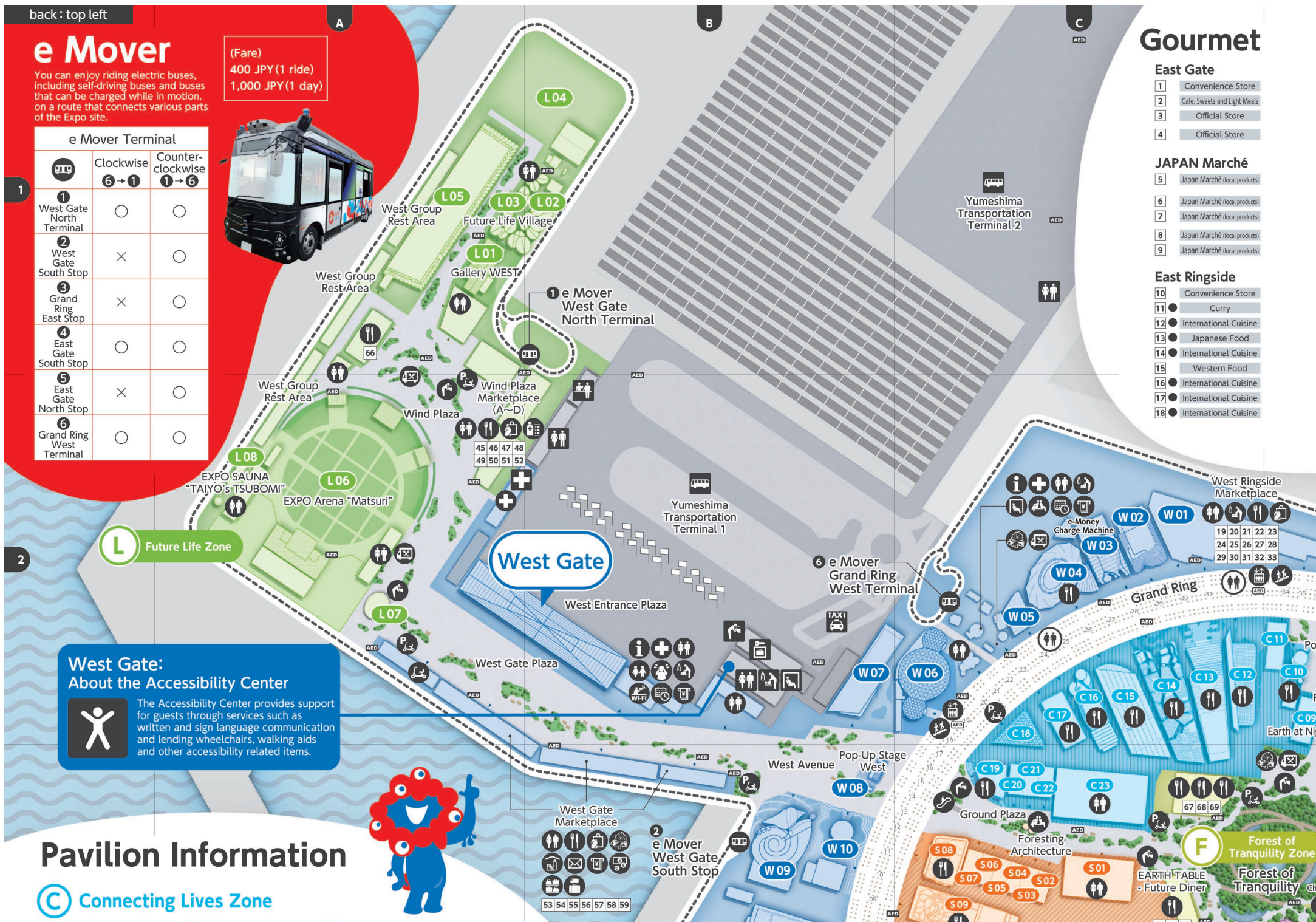
- Convenience Store
- Cafe, Sweets and Light Meals
- Official Store
- Official Store

JAPAN Marché

- Japan Marché (local products)
- Japan Marché (local products)
- Japan Marché (local products)
- Japan Marché (local products)
- Japan Marché (local products)

East Ringside

- Convenience Store
- Curry
- International Cuisine
- Japanese Food
- International Cuisine
- Western Food
- International Cuisine
- International Cuisine
- International Cuisine



& Shopping

Marketplace E-3

Lawson EXPO2025 STORE

Lawson's Café EXPO2025 STORE

EXPO2025 OFFICIAL STORE EAST GATE
MARUZEN JUNKUDO

EXPO2025 OFFICIAL STORE EAST GATE
Daimaru Matsuzakaya Department Stores

(Market) E-3

FUJIYA JAPAN SHORTCAKE LAB.

since 1910 EXPO 2025 STORE

Souvenir JAPAN EAST EXPO 2025 STORE

Treasure Box, filled with Food Culture of
Well Established Shops in Osaka
Kyo-tanba

Hokuriku gastronomy flower marche

Marketplace D-2

Korea Mart Expo2025 Store

Indian curry shop

SEOUL Live!

Sanuki Udon

Osaka Halal Mughal EXPO 2025 STORE

PAULANER IMBISS (German beer and Western food restaurant)

SOBRA produced by Mrs.Istanbul

Gyeongbokgung

SAIGON YATAI

West Ringside Marketplace C-2, D-2

19 ● International Cuisine SOLEIL EXPO2025 STORE (2F)

20 ● Restaurants-Retail Store Restaurant-Retail Store (2F)

21 ● Restaurants-Retail Store Restaurant-Retail Store (2F)

22 ● Amusement ASONDEKAN? (2F)

23 ● International Cuisine Pizza Da Mario (2F)

24 ● Ramen Kappa Ramen Honpo EXPO2025 STORE (2F)

25 ● International Cuisine African Dining Hall PANAF? (2F)

26 ● Food Court Sustainable Food Court Osaka Noren Meguri
- Food and Festivals EXPO-

27 ● Restaurants-Retail Store Restaurant-Retail Store

28 ● International Cuisine K-Restaurant&Café EXPO2025 STORE

29 ● Japanese Food TSUKUMO UDON EXPRESS EXPO 2025 Shop

30 ● Chinese Food roensaikan

31 ● Retail Store Okoshiyasu Kyonokomichi- Kyoto's Crafts & Foods -

32 ● Retail Store K-POP SHOP Korean Wave Star World

33 ● Retail Store animate EXPO2025 STORE

EARTH TABLE - Future Diner C-3

34 ● Other Restaurants f fields

35 ● Other Restaurants tonkatsu NOGUCI

36 ● Cafe, Sweets, and Light Meals EARTH SWEETS ~Presented by Takeshita Seika~

37 ● Ramen GF RAMEN LAB EXPO 2025 STORE

38 ● Other Restaurants Terrace Nichirei

39 ● Cafe, Sweets and Light Meals THEO'S CAFÉ

Water Plaza West Marketplace C-3/4

40 ● Cafe, Sweets and Light Meals SUNTORY PARK CAFE ★

41 ● Other Restaurants SUIKUU (2F) ★

42 ● Japanese Food Kindai University Aquaculture Research Institute
Restaurant at the Water Plaza,
Expo 2025 Osaka, Kansai, Japan (2F) ★
7-Eleven Water Plaza ★

43 ● Convenience Store

44 ● Retail Store URBAN RESEARCH EXPO2025 STORE

Wind Plaza Marketplace (A~D) A-1/2

45 ● Food Court Grand Food Court

46 ● Japanese Food Gyukatsu Kyoto Katsugyu

47 ● International Cuisine Ethnic Fusion Restaurant

48 ● Drugstore AKAKABE Wind Plaza store

49 ● Food Court I LOVE OSAKA FOOD COURT WEST

50 ● International Cuisine Divan Kitchen

51 ● Retail Store Asia products Expo2025 Store

52 ● Retail Store Souvenir JAPAN WEST EXPO 2025 STORE

● Restaurants marked with a circle support food diversity. Please contact the restaurant for details.

★ Restaurants marked with a star are Futuristic Commercial Facilities.

◆ Restaurants marked with a diamond are Futuristic Challenge Shops.

West Gate Marketplace A-2, B-3

53 ● Convenience Store 7-Eleven West Gate ★

54 ● KANSAI Marché (local products) Kansai Marche ICHIBIRIAN

55 ● Cafe, Sweets, and Light Meals BASHODO Japanese Sweets Café

56 ● Cafe, Sweets and Light Meals Kobe Beekeepers café

57 ● Cafe, Sweets and Light Meals NORIMUSUBI (Omoriya's Omusubi Specialty Store)

58 ● Official Store EXPO2025 OFFICIAL STORE WEST GATE
West Japan Railway Company Group

59 ● Official Store EXPO2025 OFFICIAL STORE WEST GATE KINTETSU

Water Plaza East Marketplace D-4

60 ● Japanese Food Hasshoku - Japanese fermented food dining hall

61 ● International Cuisine MARE produced by Mrs.Istanbul

62 ● Convenience Store FamilyMart Expo 2025 STORE

63 ● Retail Store felissimore EXPO2025 STORE

64 ● Food Court I LOVE OSAKA FOOD COURT EAST (2F)

Lounge & Dining

65 ● Lounge & Dining Lounge & Dining D-4, E-4

66 ● Sushi Kura Sushi Expo 2025 Osaka, A-1

67 ● Sushi SUSHIRO To The Future: Expo Edition ★ C-3

68 ● Japanese Food MANEKI FUTURE STUDIO JAPAN ◆ C-3

69 ● Cafe, Sweets and Light Meals Lapoppo Farm ~Sweetpotato, Strawberry and Apples' Farm to the table~ ◆ C-3

70 ● Retail Store Tsukigesho x Unagi Pie Shop & Café D-3
EXPO2025 STORE ◆



Event Facility Information

(L) Future Life Zone

(P) Empowering Lives Zone

L01 Gallery WEST A-1

P10 Pop-Up Stage Inner East D-3

C Connecting Lives Zone

3

C01 Nepal	D-3	C13 Spain	C-2
C02 Luxembourg	D-3	C14 Saudi Arabia	C-2
C03 Germany	D-2	C15 Australia	C-2
C04 Republic of Korea	D-2	C16 Indonesia	C-2
C05 Commons-F Pavilion		C17 India	C-2
Armenia	D-2	C18 Uzbekistan	C-2
Brunei Darussalam	D-2	C19 Serbia	C-3
Kazakhstan	D-2	C20 Bangladesh	C-3
C07 Azerbaijan	D-2	C21 Senegal	C-3
C10 Monaco	D-2	C22 Egypt	C-3
C11 Türkiye	D-2		
C12 Thailand	C-2		

S Saving Lives Zone

4

S01 Commons-C Pavilion		Burkina Faso	C-3
Croatia	C-3	Cameroon	C-3
Gabon	C-3	Cuba	C-3
Guatemala	C-3	Democratic Republic of the Congo	C-3
Israel	C-3	Equatorial Guinea	C-3
Montenegro	C-3	Guinea	C-3
Panama	C-3	Honduras	C-3
San Marino	C-3	Lao People's Democratic Republic	C-3
Slovakia	C-3	Liberia	C-3
Slovenia	C-3	Madagascar	C-3
Ukraine	C-3	Mali	C-3
Uruguay	C-3	Marshall Islands	C-3
S02 Chile	C-3	Republic of Moldova	C-3
S03 Tunisia	C-3	Mongolia	C-3
S04 Cambodia	C-3	Nigeria	C-3
S05 Algeria	C-3	Lithuania	C-3
S06 The Baltic Pavilion		Pakistan	C-3
Latvia	C-3	Palestine	C-3
S07 The European Union	C-3	Sao Tome and Principe	C-3
S08 Belgium	C-3	South Sudan	C-3
S09 Italy	C-3	Sudan	C-3
The Holy See	C-3	Tajikistan	C-3
S11 Singapore	C-3	Togo	C-3
S12 Bulgaria	C-3	Oman	C-3
S13 Netherlands	C-3	Hungary	C-3
S14 Commons-D Pavilion		S17 Commons-E Pavilion	C-3
Antigua and Barbuda	C-3	S20 Poland	C-3
Belize	C-3	S21 Romania	C-3
Bhutan	C-3	S22 United Kingdom	C-3
		S23 Angola	C-4

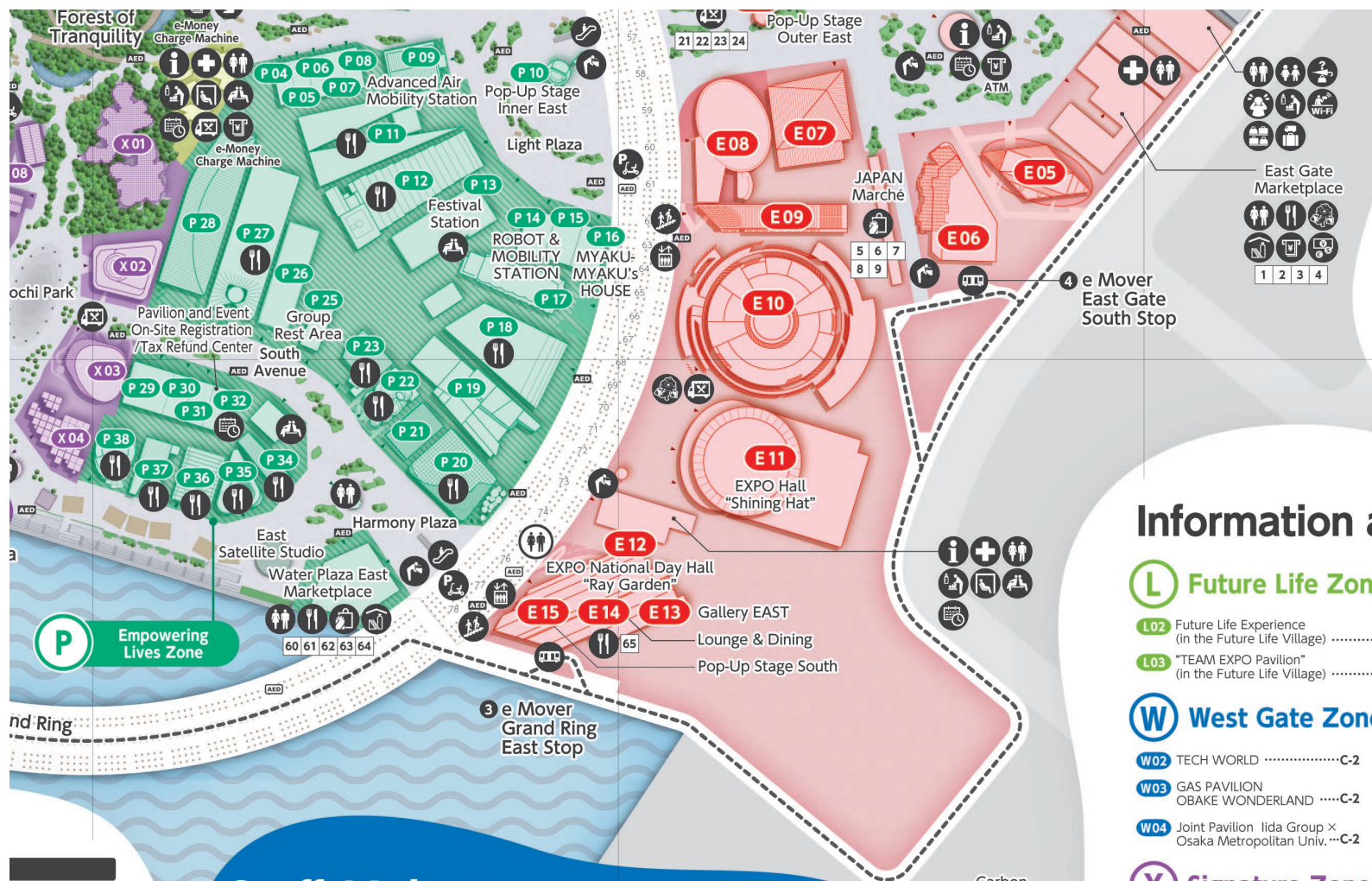
C23 Commons-B Pavilion

Benin	C-3	Lesotho	C-3
Cabo Verde	C-3	Mauritania	C-3
Central African Republic	C-3	Federated States of Micronesia	C-3
Chad	C-3	Nauru	C-3
Côte d'Ivoire	C-3	Paraguay	C-3
Djibouti	C-3	Saint Vincent and the Grenadines	C-3
Dominican Republic	C-3	Sierra Leone	C-3
Ethiopia	C-3	Somalia	C-3
Fiji	C-3	United Republic of Tanzania	C-3
Gambia	C-3	Timor-Leste	C-3
Guyana	C-3	Tuvalu	C-3
Haiti	C-3	Zambia	C-3
Jamaica	C-3	Zimbabwe	C-3

P Empowering Lives Zone

P01 Ireland	D-3	P04 Jordan	D-3
P02 Malaysia	D-3	P05 Peru	D-3
P03 Commons-A Pavilion		P08 Mozambique	D-3
Barbados	D-3	P09 Philippines	D-3
Bolivia	D-3	P11 United States of America	D-3
Burundi	D-3	P12 France	D-3
Comoros	D-3	P15 Viet Nam	D-3
Eswatini	D-3	P17 Qatar	D-3
Ghana	D-3	P18 United Arab Emirates	D-3
Grenada	D-3	P19 Canada	D-4
Guinea Bissau	D-3	P20 Portugal	D-4
Kenya	D-3	P21 Colombia	D-4
Kosovo	D-3	P22 Switzerland	D-4
Kyrgyzstan	D-3	P23 Austria	D-3
Malawi	D-3	P26 Brazil	D-3
Mauritius	D-3	P27 Kuwait	D-3
North Macedonia	D-3	P28 China	D-3
Palau	D-3	P29 International Organisation Pavilion	
Papua New Guinea	D-3	ASEAN (The Association of Southeast Asian Nations)	D-4
Nigeria	D-3	The International Science and Technology Center	D-4
Rwanda	D-3	The International Solar Alliance	D-4
Saint Kitts and Nevis	D-3	The ITER Organization	D-4
Saint Lucia	D-3	World Expo Museum	D-4
Samoa	D-3	P30 The United Nations	D-4
Seychelles	D-3	P31 International Red Cross and Red Crescent Movement	D-4
Solomon Islands	D-3		
Sri Lanka	D-3		
Suriname	D-3		
Tonga	D-3		
Trinidad and Tobago	D-3		
Uganda	D-3		
Vanuatu	D-3		
Yemen	D-3		





- L Future Life Zone**
- L01 Gallery WEST A-1
 - L06 EXPO Arena "Matsuri" A-2
 - L08 EXPO SAUNA "TAIYO's TSUBOMI" A-2
- P Empowering Lives Zone**
- P10 Pop-Up Stage Inner East D-3
 - P13 Festival Station D-3
- E East Gate Zone**
- E04 Pop-Up Stage Outer East E-3
 - E11 EXPO Hall "Shining Hat" E-4
 - E12 EXPO National Day Hall "Ray Garden" D-4, E-4
 - E13 Gallery EAST D-4, E-4
 - E15 Pop-Up Stage South D-4, E-4
- W West Gate Zone**
- W01 Theme Weeks Studio C-2
 - W08 Pop-Up Stage West B-3
 - W11 EXPO Exhibition Center "WASSE" B-3
- C Connecting Lives Zone**
- C08 Pop-Up Stage North D-2

Information about Pavilions, etc.

- L Future Life Zone**
- L02 Future Life Experience (in the Future Life Village) B-1
 - L03 "TEAM EXPO Pavilion" (in the Future Life Village) A-1
 - L04 Mobility Experience B-1
 - L05 Future City A-1
 - L07 Junior SDGs Camp A-2
- W West Gate Zone**
- W02 TECH WORLD C-2
 - W03 GAS PAVILION OBAKE WONDERLAND C-2
 - W04 Joint Pavilion Iida Group x Osaka Metropolitan Univ. C-2
 - W05 ORA Gaishoku Pavilion [~UTAGE~] C-2
 - W06 BLUE OCEAN DOME C-2
 - W07 GUNDAM NEXT FUTURE PAVILION B-2
 - W09 PASONA NATUREVERSE B-3
 - W10 YOSHIMOTO Pavilion waraii myraii B-3
- X Signature Zone**
- X01 Better Co-Being D-3
 - X02 Future of Life D-3
 - X03 Playground of Life: Jellyfish Pavilion D-4
 - X04 null² C-4
 - X05 DYNAMIC EQUILIBRIUM OF LIFE C-4
 - X06 LIVE EARTH JOURNEY C-3
 - X07 EARTH MART C-3
 - X08 Dialogue Theater - sign of life - C-3
- P Empowering Lives Zone**
- P07 Advanced Air Mobility Station D-3
 - P14 ROBOT & MOBILITY STATION D-3
- E East Gate Zone**
- E01 KANSAI PAVILION D-2
 - E02 Osaka Healthcare Pavilion Nest for Reborn E-3
 - E03 NTT Pavilion E-3
 - E05 Mitsubishi Pavilion E-3
 - E06 Panasonic Group Pavilion "The Land of NOMO" E-3
 - E07 Sumitomo Pavilion E-3
 - E08 Electric Power Pavilion - Eggs of Possibilities E-3
 - E09 Women's Pavilion in collaboration with Cartier E-3
 - E10 Japan Pavilion E-3

Staff・Volunteers

If you have any problems at the venue, please ask the staff or volunteers in these uniforms:



Venue Service Attendant Staff
These staff members mainly work indoors providing information at information centers and other locations, attending to distinguished guests, and providing interpretation services.



Operations Staff
These staff members perform operational duties. You can find them walking around the venue and at each of the service facilities.



Expo Site Volunteers
Volunteers wearing these uniforms will welcome and guide visitors at the Expo site.

- Bus Stop
- Taxi Stand
- Accessible Parking
- Bicycle Parking
- Lockers
- Accessibility Center
- Ticket Exchange Office

Carbon Recycle Factory (tours by appointment only)