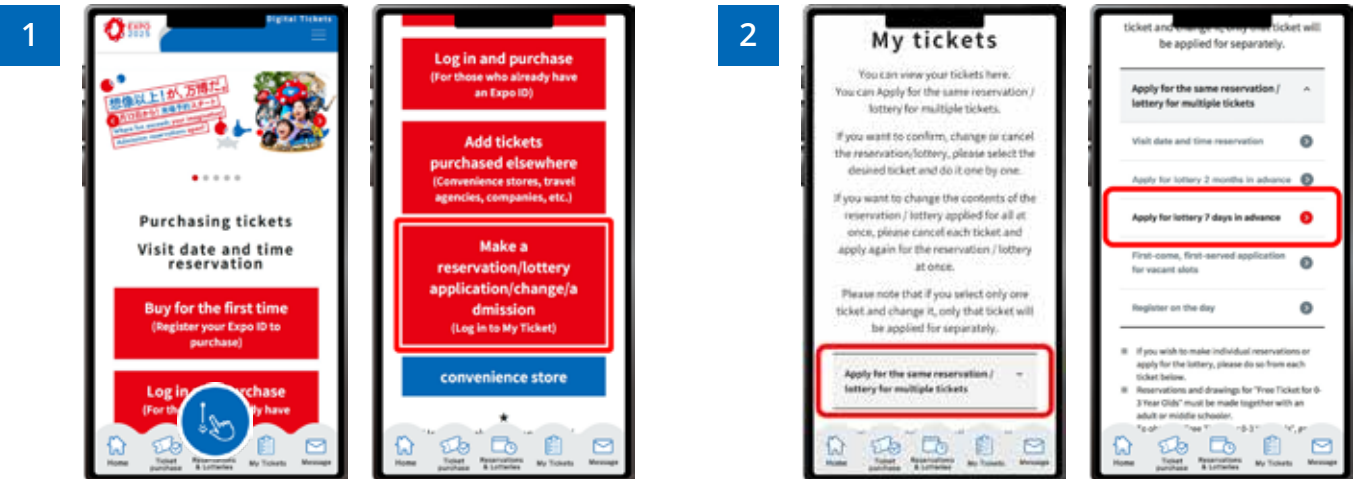


## 7-Day Advance Lottery for Pavilions and Events

Applying for the 7-Day Advance Lottery using the ticket linked to your Expo ID.

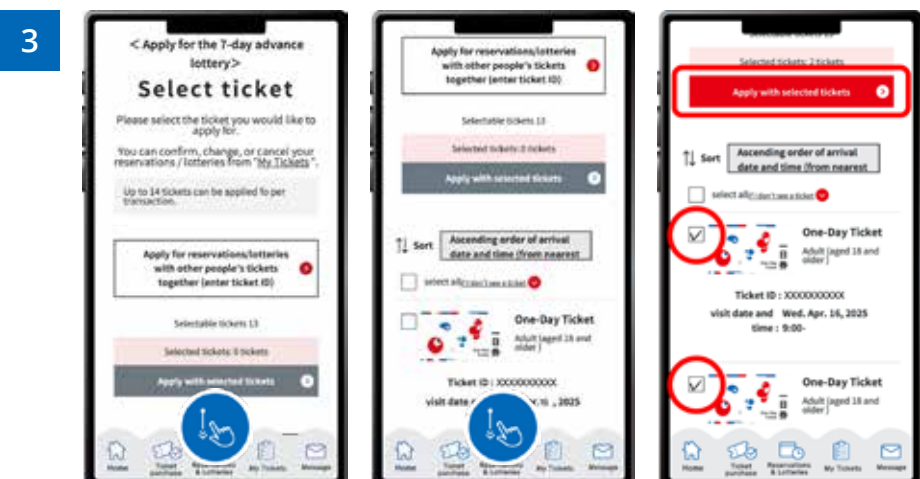
## Applying for the 7-Day Advance Lottery for Pavilions and Events using tickets linked your Expo ID



From the home screen of the EXPO2025 Digital Ticket site, click on **“Make a reservation/lottery application/change/admission”** and log in to My Tickets.

Click **"Apply for the same Reservation/Lottery for multiple tickets"** to open the menu, then click **"Apply for lottery 7 days in advance"**.

\*When the menu is opened, only options currently available to apply for will be clickable.  
\*Even if you are applying for just one ticket, you can apply from here



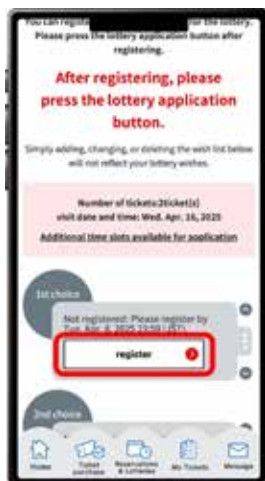
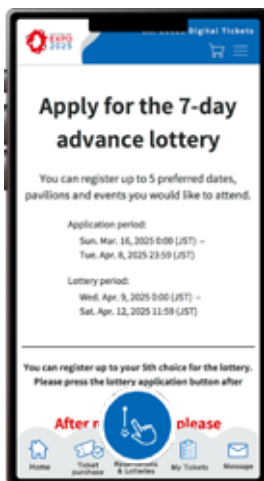
On the ticket selection screen for the “7-Day Advance Lottery Application”, only tickets eligible for the 7-day advance lottery will appear.

After selecting the tickets you would like to apply for the lottery with, click **"Apply with the selected tickets"**.

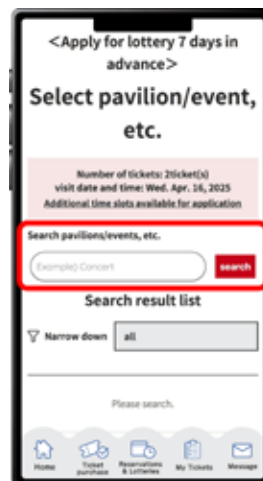
\*You can apply for 1 to 14 tickets at once.

\*You cannot apply for the lottery using only the Free Tickets for 0-3 Year Olds.

4



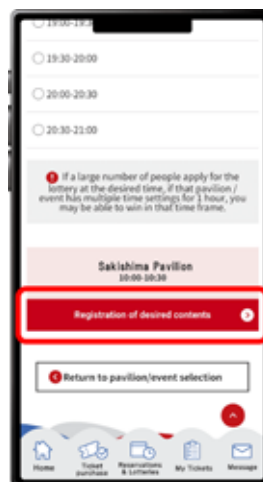
5



Scroll down on the “7-Day Advance Lottery Application” page. Click **“Register”** for your first choice.

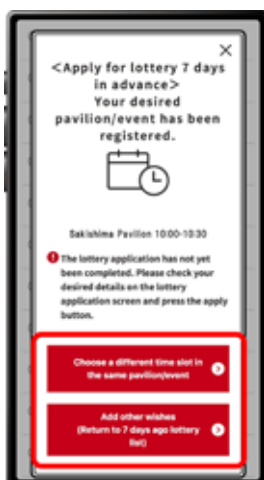
Search for your desired pavilion or event, and click the applicable pavilion/event name that appears.

6



Select your preferred time slot for the pavilion/event, then click on **“Registration of desired contents”** to register your preference. Please note that the availability of the preferred time slots you can select may vary depending on the pavilion/event.

7



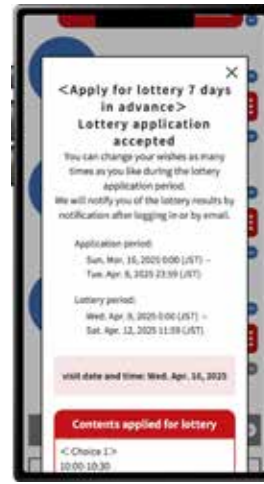
Your first preference has been registered.

If you would like to select a different time for the same pavilion/event for your second choice etc, click **“Choose a different time slot in the same pavilion/event”**, or click **“Add other wishes”** to enter a lottery for other pavilions or events. If you click **“Choose a different time slot in the same pavilion/event”**, you will return to screen 6, where you can select another date and time.

8



9



Once you have completed registration for up to five preferences, the above screen will appear. After registering all your preferences, be sure to click **"Apply for the lottery with this content"**. Please note that your application will not be complete until you perform this final step.

\*One slot per Ticket ID can be reserved.

When the above screen appears, your application for the pavilion/event lottery is complete.