

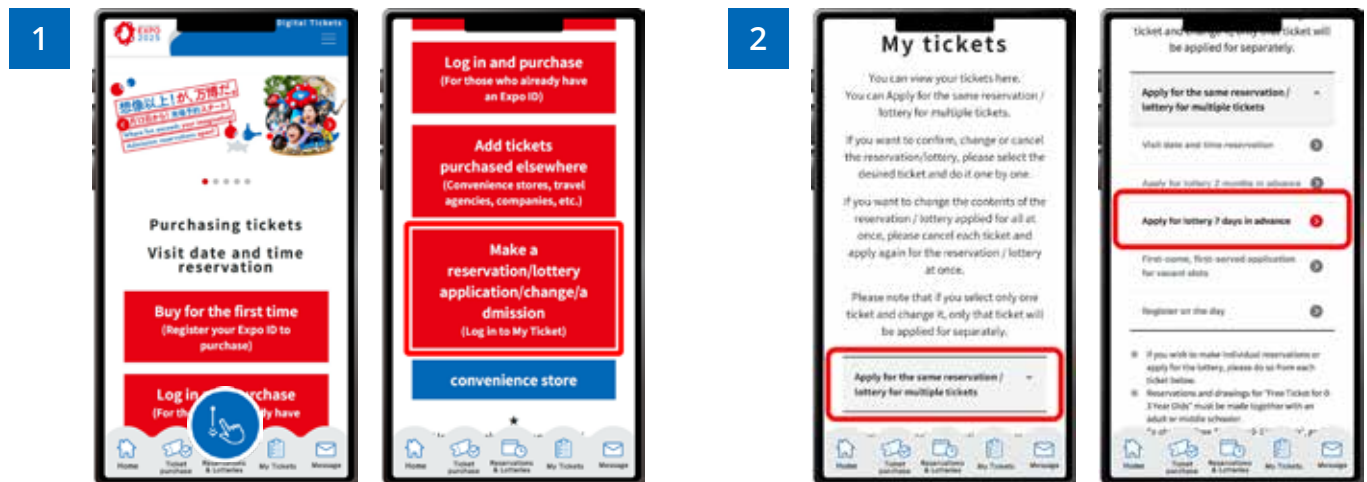
7-Day Advance Lottery for Pavilions and Events

Applying for the 7-Day Advance Lottery using the ticket linked to your Expo ID.

Applying for the 7-Day Advance Lottery for Pavilions and Events together with tickets linked to another person's Expo ID

This is how to apply for the 7-Day Advance Lottery with your own ticket and tickets linked to other peoples' ExpoIDs together.

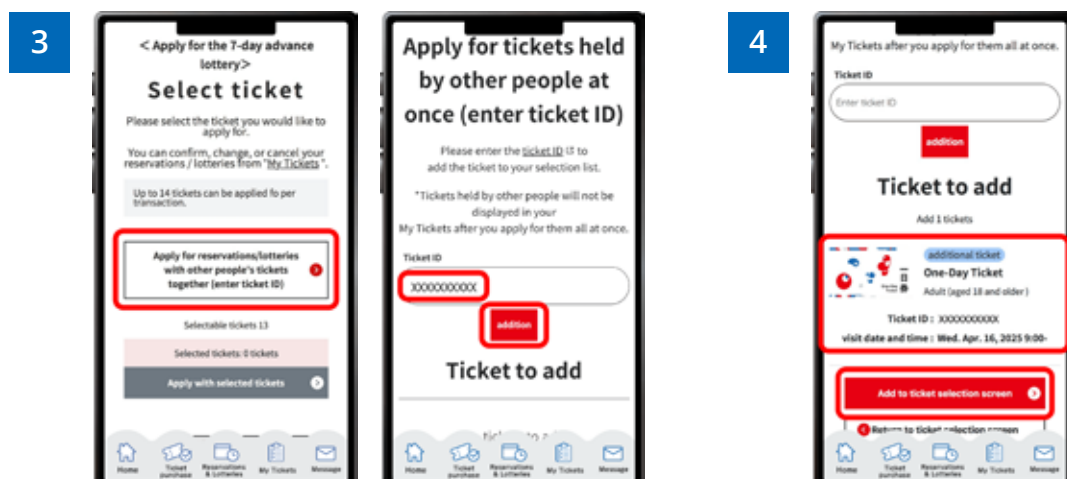
Please make sure you have the ticket IDs (10-digit alphanumeric characters) of the person(s) you wish to apply for.



From the home screen of the EXPO2025 Digital Ticket site, click on **"Make a reservation/lottery application/change/admission"** and log in to My Tickets.

Click **"Apply for the same Reservation/Lottery for multiple tickets"** to open the menu, then click **"Apply for lottery 7 days in advance"**.

*When the menu is opened, only options currently available to apply for will be clickable.

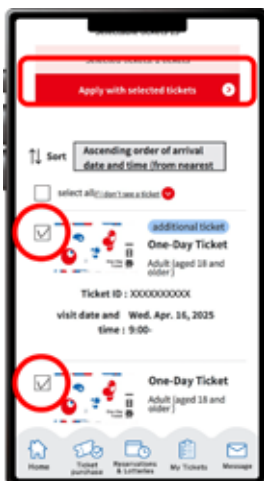


Click on **"Apply for reservations/lotteries with other people's tickets together (Enter ticket ID)"**. The "Enter Ticket ID Field" will appear. Enter the ticket ID (10-digit alphanumeric characters) of the ticket(s) you want to apply together with and click **"Addition"**.

Confirm that the added ticket ID is displayed under the "Ticket ID entry field", and click **"Add to ticket selection screen"**.

*If you want to add multiple tickets from others, enter the ticket IDs in the "Ticket ID entry field" at the top again, and repeat the process of adding tickets.

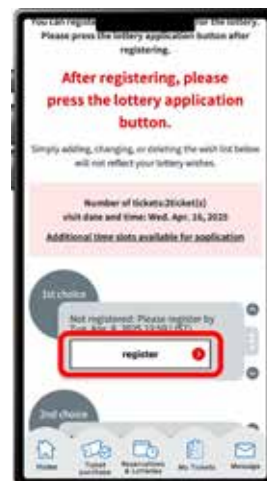

5



Your ticket(s) that you can make reservations with and the added tickets will be displayed, with the added tickets at the top. Select your own ticket(s) and other desired tickets, then click **"Apply with the selected tickets"**.

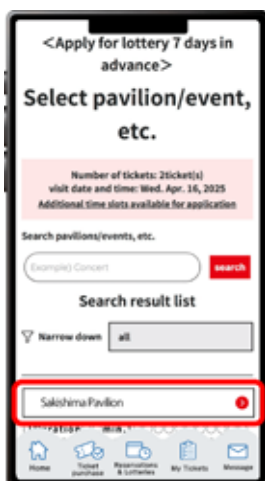
*You can apply with up to 14 tickets per application.

6



Click **"Register"** for your first choice.

7



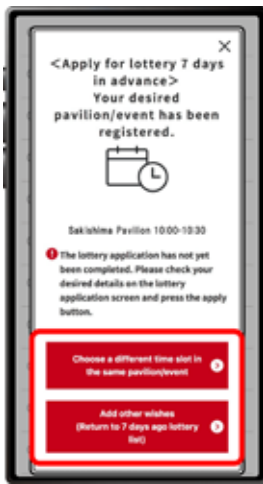
Search for your desired pavilion/event, and a list of applicable pavilions/events will appear. Click the button for your desired pavilion/event.

8



Select your preferred time slot for the pavilion/event, then click on **"Registration of desired contents"** to register your preference. Please note that the availability of the preferred time slots you can select may vary depending on the pavilion/event.

9



Your first preference has been registered. If you would like to select a different time for the same pavilion/event for your second choice etc, click **"Choose a different time slot in the same pavilion/event"**, or click **"Add other wishes"** to enter a lottery for other pavilions or events. If you click **"Choose a different time slot in the same pavilion/event"**, you will return to screen 8, where you can select another date and time.

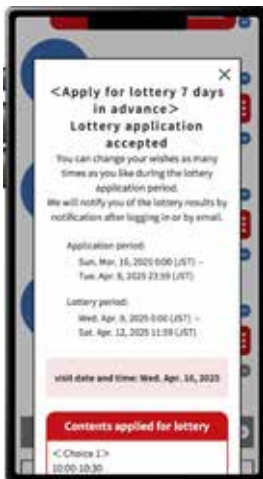
10



Once you have completed registration for up to five preferences, the above screen will appear. After registering all your preferences, be sure to click **"Apply for the lottery with this content"**. Please note that your application will not be complete until you perform this final step.

*One slot per Ticket ID can be reserved.

11



When the above screen appears, your application for the pavilion/event lottery is complete.