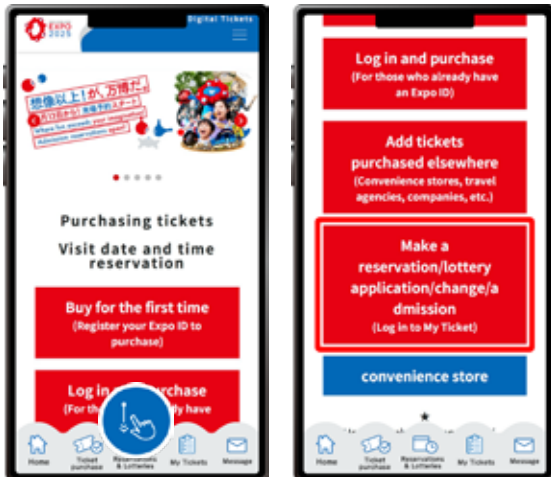


# On site registration for Pavilions and Events

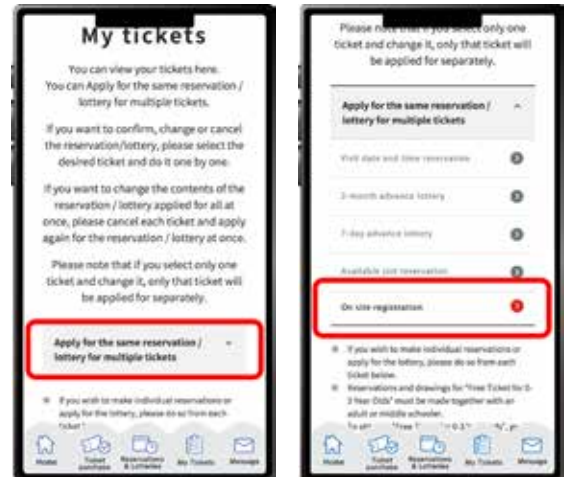
On site registration is for reservations to view pavilions and events, starting 10 minutes after entering the venue.

## Applying for on site registration for Pavilions and Events using tickets linked your Expo ID

1



2

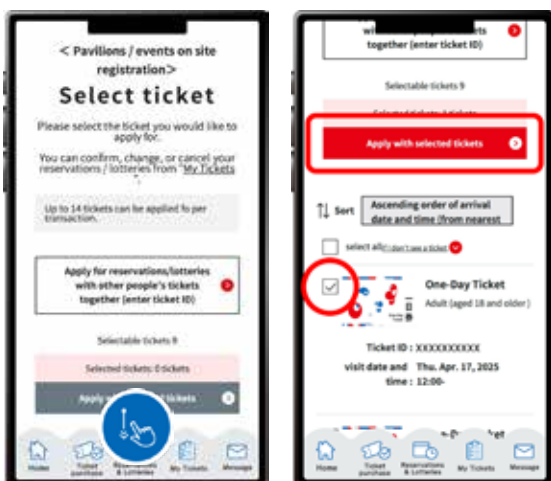


From the home screen of the EXPO2025 digital ticket site, click on **"Make a reservation/lottery application/change/admission"** and log in to My Tickets.

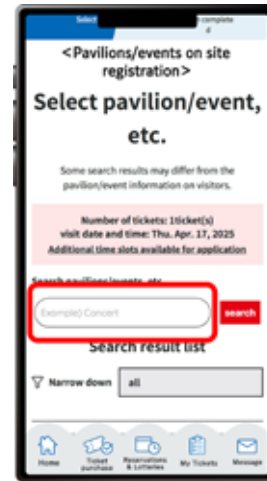
Click **"Apply for the same Reservation/Lottery for multiple tickets"** to open the menu, then click **"Available slot reservation (Pavilions/events)"**.

\*When the menu is opened, only options currently available to apply for will be clickable.

3



4



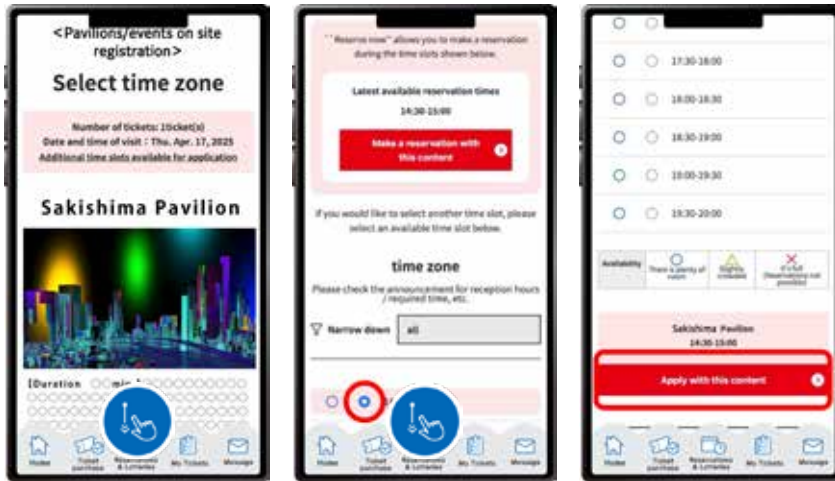
On the ticket selection screen for the "On site registration", only tickets eligible for the Available slot reservation will appear. After selecting the tickets you would like to apply for with, click **"Apply with the selected tickets"**.

Search for your desired pavilion or event, and click the applicable pavilion/event name that appears.

\*You can apply for 1 to 14 tickets at once.

\*You cannot apply for the lottery using only the Free Tickets for 0-3 Year Olds.

5



Select your preferred time slot for the pavilion/event, then click on **"Apply with this content"** to apply your preference. Please note that the availability of the preferred time slots you can select may vary depending on the pavilion/event.

6



When the above screen appears, your application for the on site registration is complete.