

GL 4-10-1

Pavilion Module (Type B and Type C [CS2]) Supplementary Guidelines for Mezzanine

1. Supplementary Guidelines for Mezzanine [Part 1/2/3/4]
2. Mezzanine Application Form

**October
2023**

Supplementary Guidelines for Mezzanine [Part 1]



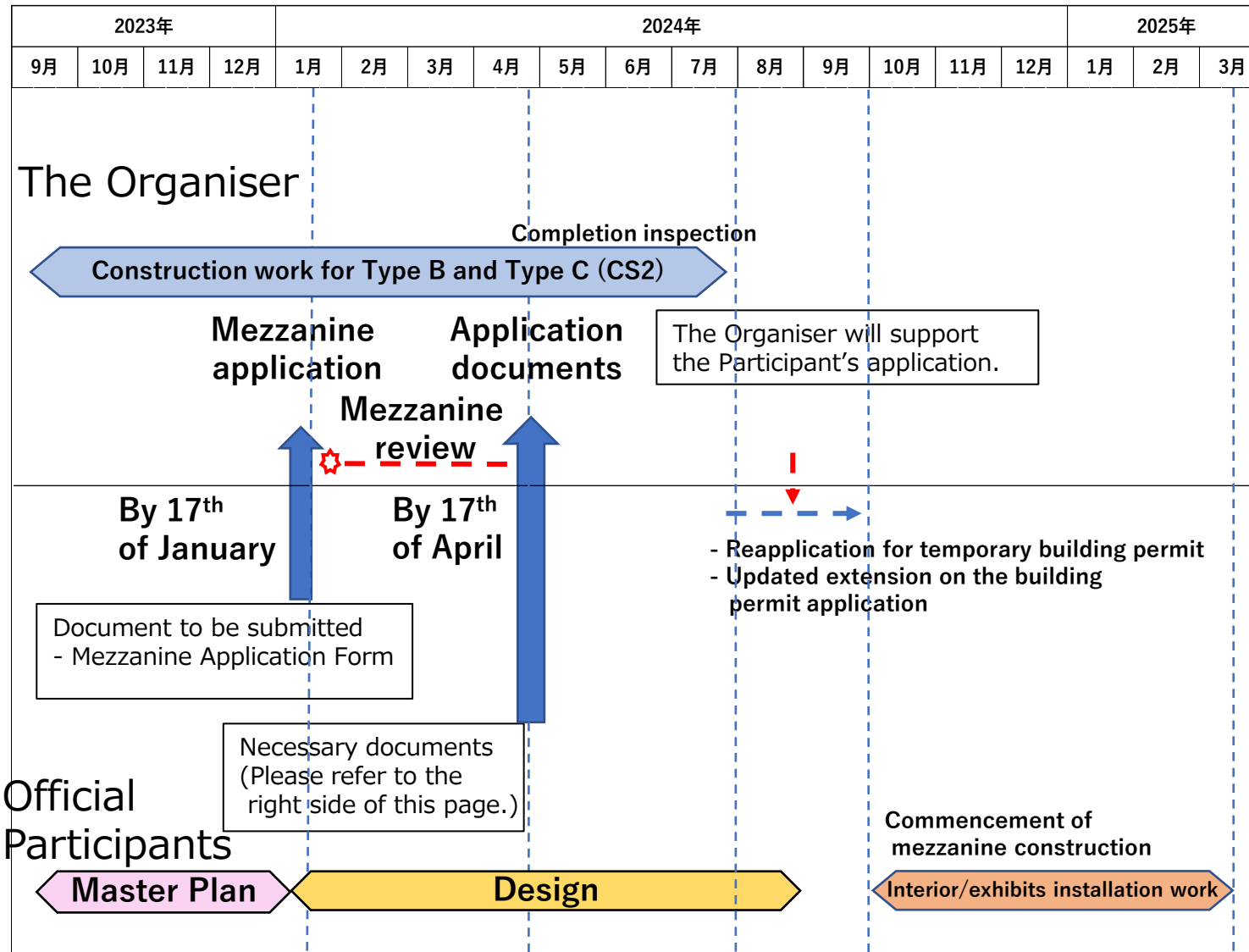
[Restriction on Construction Work]

1. In principle, a Participant shall not carry out construction work that hinders the functions of a Pavilion Module, facilities and fixtures provided by the Organiser, for example, the functions of legally-required windows, control panels, etc. If it is unavoidable to hinder their functions, the Participant must take necessary measures at its own expense. In addition, if indoor fire hydrants need to be installed due to reasons such as a longer visitor flow, the Participant shall take necessary measures at its own expense. In such a case, the Participant shall consult with the Interior Supervision Office of the Organiser and the Konohana Fire Station in advance.

2. If a Participant wishes to alter or remodel a Pavilion Module provided by the Organiser, all of the following conditions must be met:

- (1) The Participant must strictly comply with the laws, ordinances, standards, etc. of Japan.
- (2) The structure of the Pavilion Module shall not be altered or remodelled.
- (3) Alteration or remodelling that has an impact on the Pavilion Module provided by the Organiser shall not be made.
- (4) The Participant must discuss with the Organiser concerning its planned alteration/remodelling in advance to obtain approval.
- (5) The Participant shall be responsible for any costs incurred for the alteration/remodelling. (All expenses from the design phase through the construction/removal phases, etc.)
- (6) The Participant shall be responsible for designing and carrying out the alteration/remodelling.

Supplementary Guidelines for Mezzanine [Part 2]



[How to Apply]

- If the Participant wishes to build a mezzanine, the Participant shall submit a request by January 17, 2024 for an application for temporary building permit and for an extension on the building permit application. Please use the Mezzanine Application Form attached.

- The Participant shall prepare and submit documents necessary for the alteration procedure. Necessary documents (For an application for temporary building permit and for an extension on the building permit application):
 - > Floor plans, interior elevations, cross sections, a finish schedule, structural drawings (foundation plans, floor framing plans and details), area calculation drawings for the extension and a structural calculation sheet
 - > Other drawings required by the Organiser

[About Expenses]

- Costs for an extension on the building permit application
 - > Costs for such application shall be borne by the Participants that wish to build a mezzanine.
 - > Costs for such application for each building shall be divided equally among all the Participants concerned.
- > Participants that wish to build a mezzanine will be informed of the cost payment method at a later date. (The costs are expected to amount to 300,000 yen per building which shall be divided equally among the Participants concerned.)

* Participants must refer to the Supplementary Guidelines for Pavilion Modules (Type B) .

[Prerequisite]

- The area of a mezzanine shall not exceed 50% of the allocated space (in the case of Type C Pavilions, 50% of the allocated exhibition space).
- The mezzanine of Type B Pavilion Modules can be used as an exhibition area for visitors. In such cases, it shall conform with the Universal Design Guidelines for Facility Implementation.
- The mezzanine of Type C (CS2) Pavilions shall be used as non-visitor areas (VIP rooms, an office room, a stockroom, etc.)

[Considerations for Building Structure]

The total load weight including the mezzanine shall be designed less than the floor loading capacity. Load capacity (superstructure): 9000N/m²
The structure of the mezzanine shall be as follows, and if necessary, the Participant will be required to consult with the inspection and review organisation, and to obtain the necessary permits and approvals.

- The structure shall be designed with no risk of collapse and significant deformation.
- The floor above the pits shall not be subjected to any load.
- To avoid the concentration of load on a single point, reinforcement materials (e.g., steel plates with 16 mm thick) shall be installed.
- Reinforcing materials shall be installed close to the existing pits (with range of about 200 mm from the edge of each pit).
- The only area where floor anchor bolts can be installed is the floor concrete.

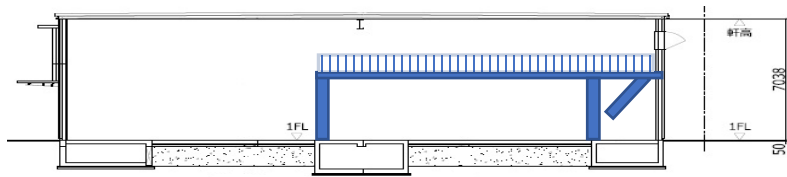
*Check the structural drawing for possible anchor positions.

[Considerations for Smoke Ventilation Equipment]

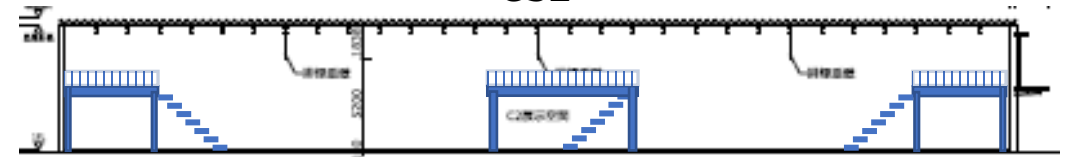
- The space above the partition walls of Type C Pavilions, in principle, shall not be blocked off.
- Regarding rooms on the first floor under a mezzanine, their floor area, in principle, must be 100 m² or less and their walls, ceiling foundations and finishing must be made of non-flammable materials.
- Regarding rooms without smoke ventilation duct (rooms that are separated by partition walls) must:
 - > Those with a floor area of over 100 m²: Ensure that the space between its ceiling and 50 cm below is always open (1/50 of the space) and that the room concerned and another room with a smoke ventilation duct form a single smoke control compartment. (The maximum number of rooms that can share a smoke ventilation duct is two.)
 - > Those with a floor area of 100 m² or less: Use non-flammable materials for their walls, ceiling foundations and finishing.
- Regardless of their floor area, corridors must have smoke ventilation ducts.

Supplementary Guidelines for Mezzanine [Part 4]

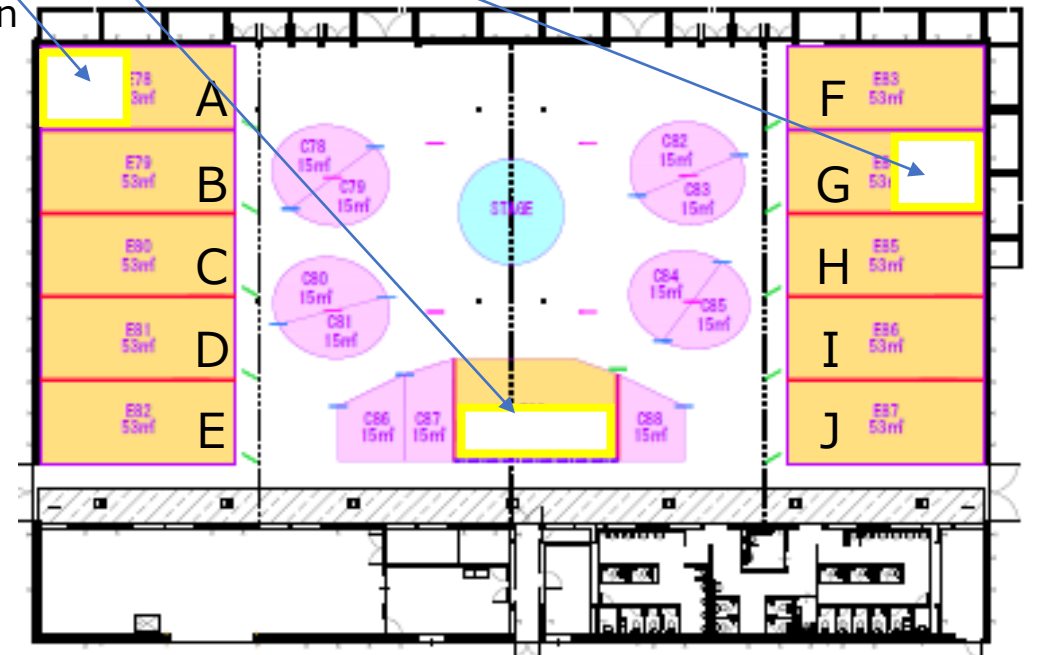
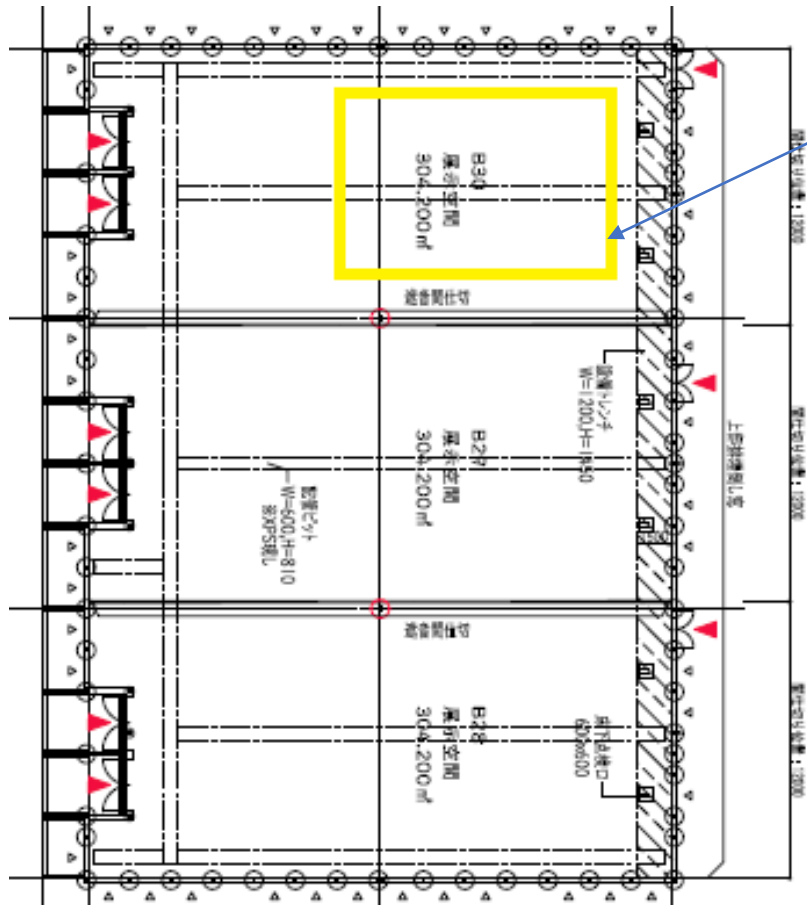
Type B



CS2



- The floor area of a mezzanine shall not exceed 50% of the allocated area (in the case of Type C Pavilions, 50% of the allocated exhibition area).



Mezzanine Application Form

Please use this application form in applying for building a mezzanine.

メザニン（中二階建て構造）申請書
参考：タイプB 補足ガイドライン

公式参加者名： _____
区画番号： _____

陳列区域政府代表は以下を宣言する：

一般規則、特別規則、日本国の法令、大阪府・市条例・規則、開催者が発行したガイドライン、およびメザニン補足ガイドラインを遵守する。

メザニン設計者

陳列区域政府代表は、本計画を以下の設計者に委託する： _____

設計者は、以下を宣言する：

本計画が、一般規則、特別規則、日本国の法令、大阪府・市条例・規則を遵守し、開催者が発行したガイドライン、およびメザニン補足ガイドラインに適合していること。

以下、内容に記載 および書類を添付する：

- メザニン設置理由
- メザニンの面積
- メザニンの材質 等
- メザニン設置に際し、講じる措置

これらの書類は参加者ポータルを通じ、規定されたデータ形式で提出する。

設計者（署名）： _____
陳列区域政府代表/代理人（署名）： _____
申請日（提出日）： _____