

# Access by Station Shuttle Buses from Major Railway Station Bus Terminals

## -Guide to using station shuttle buses-



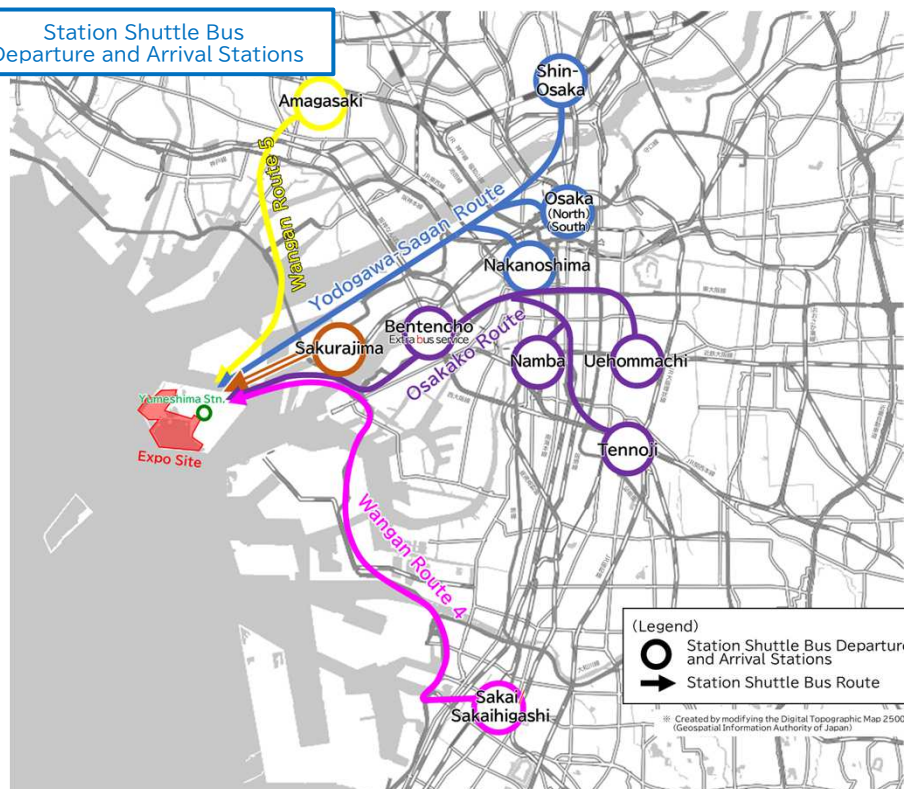
OSAKA, KANSAI, JAPAN  
EXPO  
2025



## ■ Visiting the Expo Site by Station Shuttle Bus

- Visitors to the Expo site are advised to use public transport (trains, station shuttle buses, etc.).
- Station shuttle buses run directly to the Expo site from 10 major railway station bus terminals. (A fare will be charged for the ride.)
- All station shuttle buses require advance booking, except for buses to and from Sakurajima Station. This is a comfortable way to travel to the Expo site while seated (\*1). There is also a special service that links the railways and station shuttle buses, so please take advantage of this service.
- Shuttle buses operating from Sakurajima Station will be electric buses, normally running on five-minute intervals between 8:00 and 10:00, during peak visitor hours. During this time, priority will be given to those who have paid in advance. There are also pre-booked slots available throughout the day for wheelchair and pushchair (stroller) users.

Station Shuttle Bus  
Departure and Arrival Stations

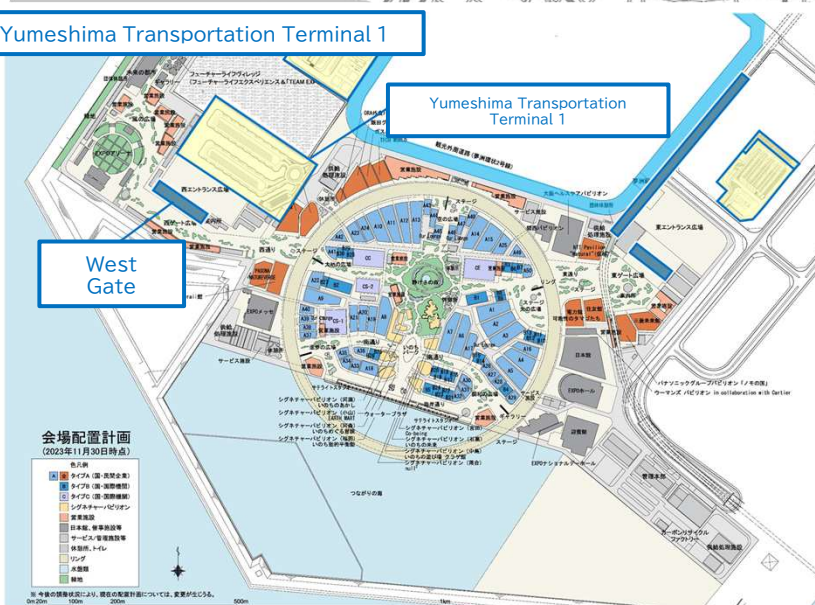


\* 1 Excludes some services to/from Osaka Station (South: Maru Bldg.), Nakanoshima Station, and Sakurajima Station Shuttle Buses.

\* 2 Osaka Station has two locations: North= Umekita and South= Maru Bldg.

\* 3 The Bentencho Station Bus Terminal is used temporarily in the event of transport disruptions, etc., so there are no regular services.

Yumeshima Transportation Terminal 1



## About Station Shuttle Buses

- You are guaranteed a seat on the shuttle bus to the Expo site. (\* 1)
- Railway and bus services are linked to each other.
- Station shuttle buses depart from and arrive at Yumeshima Transportation Terminal 1. This is approximately 110 m from the West Gate, offering close and convenient access.
- The West Gate has more gates, allowing for smoother entry into the Expo site.



# About the Sakurajima Station Expo Shuttle Bus and Recommended Sightseeing Courses

(In cooperation with: Osaka City Bus Co., Ltd.)



The Japan Association for the 2025 World Exposition

## (1) Comfortable electric buses with a smart design

Osaka City Bus will operate approximately 45 electric buses as Sakurajima Station Expo shuttle buses.

These electric buses have a dynamic and smart design with a black base colour, but with blue to symbolize the port town of Osaka, Osaka Metro and Osaka City Bus, and green, the body colour of the buses that have long been familiar in the city of Osaka. They are very quiet and comfortable inside.

Please come and try riding our electric buses, which promote SDGS and are environmentally friendly!



## (2) Take the Osaka City Bus! Recommended Osaka Sightseeing Courses.

### ① Classic Osaka Fun Course

When you come to Osaka, take the No. 62 route from Osaka Station. This course takes you to must-see spots, from the historic Osaka Castle to other interesting sites such as Tsutenkaku Tower and the zoo, which gives you some day!

#### In front of Osaka Station

大阪駅前 大阪駅前 オスカカ역 앞

62

"Osaka EkImae"

大阪駅前「大阪駅前」「오사카역 앞」

Get off at "Osaka-Jyo Ohtemae"

大阪城大手前下车「大阪城大手前」下車「오사카성 오테마에」하차

22min + 3min

#### Osaka Castle

大阪城 大阪城 오사카성

62

"Bamba-cho"

马场町「馬場町」「반바초」

Get off at "Tennoji-Salmonmae"

天王寺西门前下车「天王寺西门前」下車「덴노지 사이몬 앞」하차

18min + 4min

#### Shitennoji Temple

四天王寺 四天王寺 시텐노지

62

"Tennoji-Salmonmae"

天王寺西门前「天王寺西门前」「덴노지 사이몬 앞」

Get off at "Abeno-Bashi"

阿倍野桥下车「阿倍野桥」下車「아베노바시」하차

2min + 6min

#### Tennoji Zoo

天王寺动物园 天王寺動物園 덴노지 동물원

5min

#### Tsutenkaku Tower

通天阁 通天閣 츠텐카쿠



### ② Hidden Osaka Fun Course

This course is packed with lesser-known spots in Osaka! Why don't you eat your way along the Tenjin-Bashi Shopping Street, experience the history of Osaka at The Osaka Museum of Housing and Living, and finally soothe away your fatigue in a hot spring. Enjoy these spots to the fullest.

#### In front of Osaka Station

大阪駅前 大阪駅前 오사카역 앞

37

"Osaka EkImae"

大阪駅前「大阪駅前」「오사카역 앞」

Get off at "Ogimachi"

扇町下车「扇町」下車「오기마치」하차

7min + 2min

#### Tenjin-Bashi Shopping Street

天神橋筋商店街 天神橋筋商店街 덴진바시|스지 상점가

13min

#### The Osaka Museum of Housing and Living

大阪生活今昔館 大阪生活今昔館 오사카 생활의 금석관

9min

#### Natural Spa Nanliwa-no-Yu

天然温泉浪花之汤 天然温泉浪花之湯 천연온천 나니와노유

34

"Nagara-Nishi"

长柄西「長柄西」「나가라 니시」

Get off at "Osaka EkImae"

大阪駅前下车「大阪駅前」下車「오사카역 앞」하차

11min

#### In front of Osaka Station

大阪駅前 大阪駅前 오사카역 앞



For more information →

Osaka City Bus

検索

# Sakurajima Station Expo Shuttle Bus User Guide



OSAKA, KANSAI, JAPAN  
**EXPO2025**

Japan Association for the  
2025 World Exposition

## (1) Usage Guidelines

- The Sakurajima Station Expo shuttle bus will give priority to those who have paid in advance during the 8:00 to 10:00 a.m. time slot. Those using wheelchairs or pushchairs (strollers) can make reservations for any time of day.
- To make shuttle bus reservations, visitors must download the KANSAI MaaS app from the Expo Transportation Information website.

Expo Transportation  
Information



### Restrictions on Large Luggage

The Japan Association for the 2025 World Exposition prohibits large luggage, and any items with wheels at the Expo site. If you have large baggage, please leave it at your hotel or in a locker at your departure train station or the airport before you arrive at the Expo site.



## (2) Location of the Station Shuttle Bus Stop

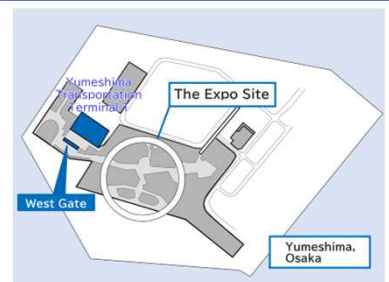
### 【Sakurajima Station Bus Terminal】



Outside the ticket gates, please follow directions from the local staff.

### 【The Expo Site (Yumeshima)】

Buses will depart from Yumeshima Transportation Terminal 1 (West Gate of the Expo site).



## (3) Fares and Travel Time

【Fare】one-way JPY¥350

(Adults and children pay the same price)※1

【Travel Time】about 15 minutes ※2

※1 Each passenger may bring up to 2 young children (between ages 1 and 5) free of charge..

※2 Please note that buses may be delayed due to traffic conditions.

## (4) Timetable

13 April, 2025 — 17 August, 2025

【Departing from Sakurajima Station Terminal】

【Departing from Yumeshima Transportation Terminal 1】

From JR Sakurajima Station to the Expo Site	
8 a.m.	Scheduled to run every 5 minutes (first departure at 8:10)
9 a.m.	Scheduled to run every 5 minutes
10 a.m.	Scheduled to run every 5 minutes
11 a.m.	Scheduled to run every 5 minutes
12 p.m.	Scheduled to run every 5 minutes
1 p.m.	Scheduled to run every 5 minutes
2 p.m.	Scheduled to run every 5-10 minutes
3 p.m.	Scheduled to run every 5-10 minutes
4 p.m.	Scheduled to run every 5 minutes
5 p.m.	Scheduled to run every 5-10 minutes
6 p.m.	00 15 30 45
7 p.m.	00 30
8 p.m.	00
9 p.m.	
10 p.m.	
11 p.m.	

From the Expo Site to JR Sakurajima Station	
8 a.m.	30
9 a.m.	00 30
10 a.m.	00 30
11 a.m.	00 30
12 p.m.	00 30 40 50
1 p.m.	Scheduled to run every 10 minutes
2 p.m.	Scheduled to run every 5 minutes
3 p.m.	Scheduled to run every 5 minutes
4 p.m.	Scheduled to run every 5 minutes
5 p.m.	Scheduled to run every 5 minutes
6 p.m.	Scheduled to run every 5 minutes
7 p.m.	Scheduled to run every 5 minutes
8 p.m.	Scheduled to run every 5 minutes
9 p.m.	Scheduled to run every 5 minutes
10 p.m.	Scheduled to run every 5 minutes
11 p.m.	00 05 10

18 August, 2025 — 13 October, 2025

【Departing from Sakurajima Station Terminal】

【Departing from Yumeshima Transportation Terminal 1】

From JR Sakurajima Station to the Expo Site	
8 a.m.	Scheduled to run every 5 minutes (first departure at 8:10)
9 a.m.	Scheduled to run every 5 minutes
10 a.m.	Scheduled to run every 5 minutes
11 a.m.	Scheduled to run every 5 minutes
12 p.m.	Scheduled to run every 5 minutes
1 p.m.	Scheduled to run every 5 minutes
2 p.m.	Scheduled to run every 5 minutes
3 p.m.	Scheduled to run every 5-10 minutes
4 p.m.	Scheduled to run every 5 minutes
5 p.m.	Scheduled to run every 5 minutes
6 p.m.	Scheduled to run every 10 minutes
7 p.m.	00 30
8 p.m.	00
9 p.m.	
10 p.m.	
11 p.m.	

From the Expo Site to JR Sakurajima Station	
8 a.m.	30
9 a.m.	00 30
10 a.m.	00 30
11 a.m.	00 30
12 p.m.	Scheduled to run every 10-20 minutes
1 p.m.	Scheduled to run every 5-10 minutes
2 p.m.	Scheduled to run every 5 minutes
3 p.m.	Scheduled to run every 5 minutes
4 p.m.	Scheduled to run every 5 minutes
5 p.m.	Scheduled to run every 5 minutes
6 p.m.	Scheduled to run every 5 minutes
7 p.m.	Scheduled to run every 5 minutes
8 p.m.	Scheduled to run every 5 minutes
9 p.m.	Scheduled to run every 5 minutes
10 p.m.	Scheduled to run every 5 minutes
11 p.m.	00 05 10

※ Reservations are made via the KANSAI MaaS app.



# About the Shin-Osaka Station Expo Shuttle Bus

( In cooperation with: Hankyu Corporation, Hankyu Bus Co., Ltd.  
and Hankyu Kanko Bus Co., Ltd.)



The Japan Association for the  
2025 World Exposition

## (1) Convenient transportation from Shin-Osaka Station to the Expo site!

- Direct shuttle buses will run daily from Shin-Osaka Station to the Expo site.

(Thursday to Monday)

16 departures from Shin-Osaka Station※

18 departures from the Expo site

(Tuesday and Wednesday)

14 departures from Shin-Osaka Station

16 departures from the Expo site

※ Including Self-driving buses (2 services) [As of March, 2025]

- Advance reservations are required, so you can travel to the Expo site sitting comfortably and safely.
- Shuttle buses depart from and arrive at the Hankyu Expressway Bus Shin-Osaka Terminal, which is directly connected to Shin-Osaka Station, providing convenient connections to and from the Shinkansen, JR, and Osaka Metro Midosuji lines.
- In addition to trains, it is possible to transfer to expressway buses for destinations all across Japan at the Shin-Osaka Terminal.



Hankyu Expressway Bus  
Homepage

## (2) We operate self-driving buses for the next generation.

- Plans are underway to operate self-driving buses (Level 4 equivalent).
- The automatic driving section spans approximately 4km between Toyosaki IC and Ebie JCT on the Phase 2 section of the Yodogawa-Sagan Route.
- This is the first initiative of its kind in Japan for automated driving in a sightseeing bus-type electric vehicle. We hope you will try riding it.



## (3) Enjoy! Osaka Kyoto Kobe.

- The Hankyu Railway areas (Kyoto, Osaka, Kobe, and Takarazuka) are full of places to enjoy. Please enjoy sightseeing along the Hankyu lines when you visit the Expo.
- For information on outings along the Hankyu lines, click here:  
<https://www.hankyu.co.jp/global/en/index.html>
- Hankyu Railway operates the “PRiVACE” seat reservation service for express trains on the Hankyu Kyoto Line. The service is based on the concept of making your “travel time” a private space for your “own time”. Reservations can be made easily on the website, so please take a ride between Osaka and Kyoto!



☆ For more information

- 4 <https://www.hankyu.co.jp/privace/en/>



# Shin-Osaka Station Expo Shuttle Bus User Guide

( In cooperation with: Hankyu Bus Co., Ltd. and Hankyu Kanko Bus Co., Ltd.)



The Japan Association for the 2025 World Exposition

## (1) Usage Guidelines

- All Expo shuttle buses require advance reservations.
- To make shuttle bus reservations, visitors must download the KANSAI MaaS app from the Expo Transportation Information website.

Expo Transportation Information



### Restrictions on Large Luggage

The Japan Association for the 2025 World Exposition prohibits large luggage, and any items with wheels at the Expo site. If you have large luggage, please leave it at your hotel or in a locker at your departure train station or the airport before you arrive at the Expo site.



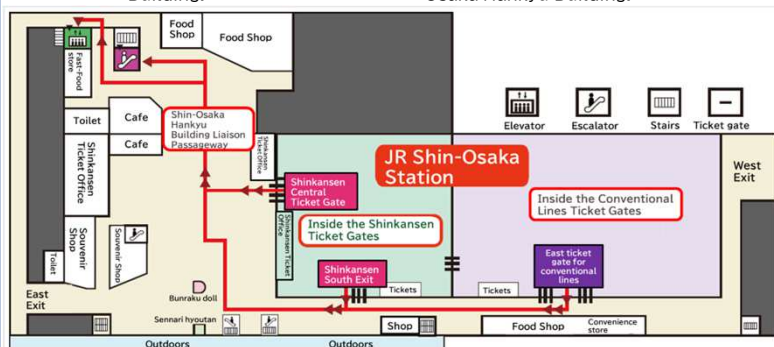
## (2) Location of the Station Shuttle Bus Stop

[ Hankyu Expressway Bus Shin-Osaka Terminal  
( Shin-Osaka Hankyu Building, 1st floor, platform 3 ) ]

3F

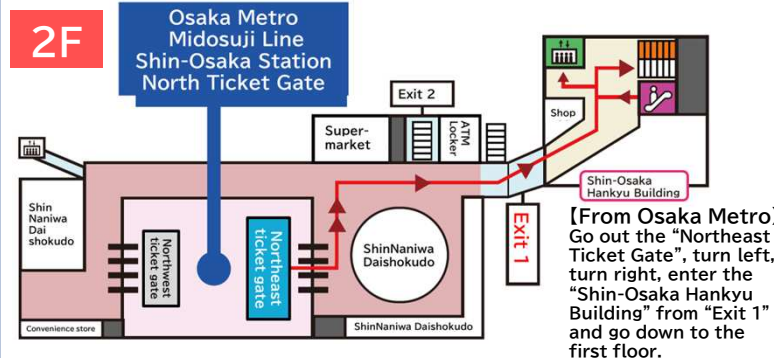
**【 From Shinkansen 】**  
Go out the "Central Ticket Gate", turn right and go down to the first floor of the Shin-Osaka Hankyu Building.

**【 From conventional lines 】**  
Go out the "East ticket gate", turn right, turn right at "Bunraku Doll", go straight and go down to the first floor of the Shin-Osaka Hankyu Building.



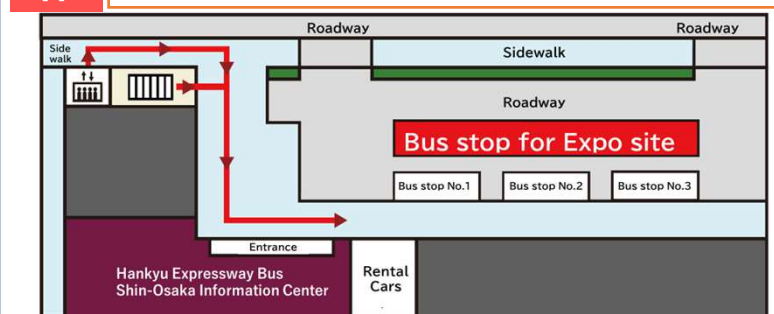
2F

Osaka Metro Midosuji Line  
Shin-Osaka Station  
North Ticket Gate

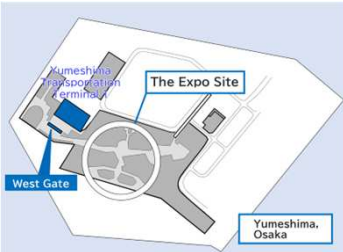


1F

Shin-Osaka Hankyu Building, first floor



[The Expo Site]  
(Yumeshima)



Buses will depart from Yumeshima Transportation Terminal 1 (West Gate of the Expo site).

## (3) Fares and Travel Time

[ Fare ]

■ one-way JPY¥1,500

(Adults and children pay the same price)

[ Travel Time ]

■ one-way about 30 minutes

※ Please note that buses may be delayed depending on traffic conditions.

## (4) Timetable

[ Departing from Shin-Osaka Station ]

[ Departing from Yumeshima Transportation Terminal 1 ]

From Shin-Osaka Station to the Expo Site	
7 a.m.	30
8 a.m.	00 30
9 a.m.	00 30
10 a.m.	00 ★30
11 a.m.	00
12 p.m.	00
1 p.m.	00
2 p.m.	00 ★30
3 p.m.	00
4 p.m.	00
5 p.m.	00
6 p.m.	00
7 p.m.	
8 p.m.	
9 p.m.	
10 p.m.	

From the Expo Site to Shin-Osaka Station	
7 a.m.	
8 a.m.	
9 a.m.	
10 a.m.	
11 a.m.	00 ●30
12 p.m.	00
1 p.m.	00
2 p.m.	00
3 p.m.	00 ●30
4 p.m.	00
5 p.m.	00 30
6 p.m.	00 30
7 p.m.	00 30
8 p.m.	00 30
9 p.m.	00 30
10 p.m.	

★ Self-driving bus service (Closed on Tuesday and Wednesday)  
May be operated by regular vehicles.

● Closed on Tuesday and Wednesday

※ Reservations are made via the KANSAI MaaS app.



# About the Osaka Station North Side (Umekita Green Place Bus Parking Lot) Expo Shuttle Bus

( In cooperation with: West Japan Railway Co. and West Japan JR Bus Co.)



The Japan Association for the  
2025 World Exposition

## (1) Smooth travel from JR lines to the Expo site!

- During the Expo, shuttle buses will run directly from Osaka Station (Umekita Green Place Bus Parking Lot) to the Expo site.
- Osaka Station (Umekita Green Place Bus Parking Lot) has excellent access from Shin-Osaka Station, where the Tokaido and Sanyo Shinkansen arrive and depart, and is close to the Osaka Station (Umekita area) underground platform for convenient access from a wide area!
- All shuttle bus rides require advance reservation, so every passenger is guaranteed seat. You can avoid the crowds and travel to the Expo site comfortably.

## (2) The Expo is not the only place to have fun!

- The underground platforms of Osaka Station (Umekita area) are filled with state-of-the-art facilities that you don't usually see!  
Would you like to experience "the station of the future" for yourself?



Full Screen Platform Door



Facial Recognition  
Ticket Gate



Interactive Space

- Redevelopment is underway in the area surrounding Osaka Station.  
Notable facilities include Inogate Osaka (opened in July 2024) and Umekita Green Place (scheduled to open in March 2025). Enjoy shopping, sightseeing and more while exploring the Osaka Station area sightseeing, and more!



Inogate Osaka



Umekita Green Place

# Osaka Station North Side (Umekita Green Place Bus Parking Lot) Expo Shuttle Bus User Guide

(In cooperation with: West Japan JR Bus Co.)



The Japan Association for the  
2025 World Exposition

## (1) Usage Guidelines

- All Expo shuttle buses require advance reservations.
- To make shuttle bus reservations, visitors must download the KANSAI MaaS app from the Expo Transportation Information website.



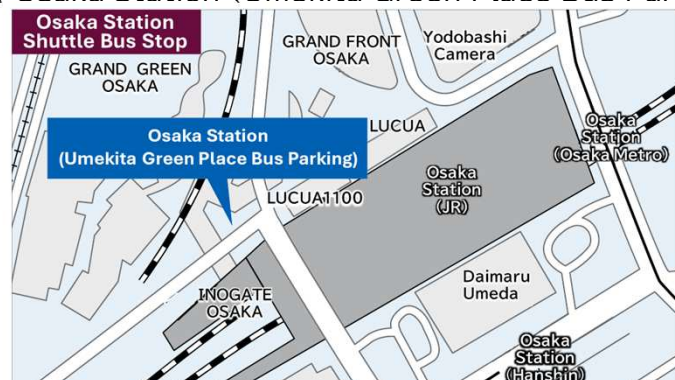
### Restrictions on Large Baggage

The Japan Association for the 2025 World Exposition prohibits large luggage, and any items with wheels at the Expo site. If you have large baggage, please leave it at your hotel or in a locker at your departure train station or the airport before you arrive at the Expo site.



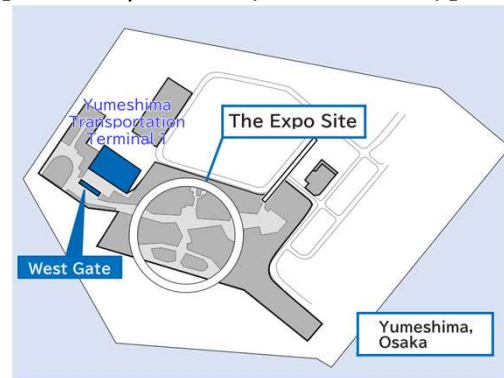
## (2) Location of the Station Shuttle Bus Stop

### 【 Osaka Station (Umekita Green Place Bus Parking Lot) 】



- From the JR Osaka Station Umekita Underground Ticket Gate:  
Go up the stairs.
- From the JR Osaka Station 2nd Floor Connecting Deck:  
Walk westward toward the Umekita Green Place Bus Parking Lot and go down to the 1st floor.

### 【 The Expo Site (Yumeshima) 】



Buses will depart from Yumeshima Transportation Terminal 1 (**West Gate** of the Expo site).

## (3) Fares and Travel Time

【 Fare 】 one-way Adults: JPY¥2,000 (children half-price)

【 Travel Time 】 about 40 minutes

※ Please note that buses may be delayed depending on traffic conditions.

## (4) Timetable

### 【 Departing from Osaka Station 】

	From Osaka Station to the Expo Site
8 a.m.	
9 a.m.	00
10 a.m.	00 40
11 a.m.	40
12 p.m.	30
1 p.m.	30
2 p.m.	
3 p.m.	
4 p.m.	20
5 p.m.	00
6 p.m.	10 40
7 p.m.	50

### 【 Departing from Yumeshima Transportation Terminal 1 】

	From the Expo Site to Osaka Station
8 a.m.	
9 a.m.	
10 a.m.	
11 a.m.	30
12 p.m.	30
1 p.m.	
2 p.m.	
3 p.m.	30
4 p.m.	10
5 p.m.	10 50
6 p.m.	
7 p.m.	00 40

※ Reservations are made via the KANSAI MaaS app.



# About the Osaka Station South Side(Maru Bldg.) EXPO Shuttle Bus

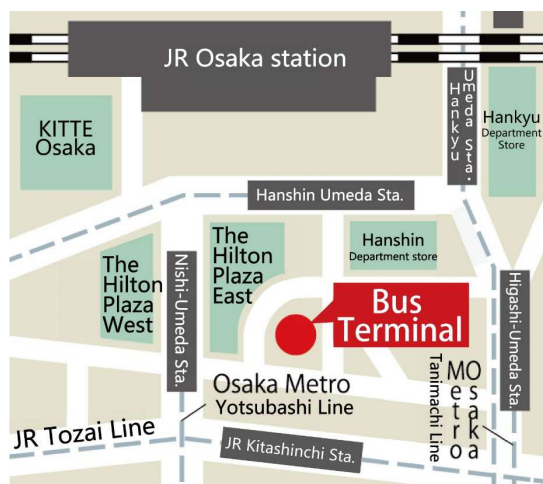
(In cooperation with: Keihan Electric Railway Co., Ltd.  
and Keihan Bus Co., Ltd.)



The Japan Association for the  
2025 World Exposition

## (1) A Bus terminal for Expo shuttle buses created on the former site of Maru Bldg.!

- A bus terminal for shuttle services directly to the Expo site has been established at the former site of the Osaka Marubiru (Maru Building). The terminal features a comfortable waiting area where passengers can relax until their reserved bus arrives.
- Transfers between the railway and the direct shuttle bus are seamless. The terminal is directly connected to DIAMOR OSAKA, providing convenient transfers from Osaka Metro lines, JR lines, and various private railways.
- Advance reservations are necessary to ensure that all passengers can board.




## (2) Eco-friendly electric buses will be used!

- The direct shuttle bus fleet will feature eco-friendly electric buses.
- A series of demonstration tests is being conducted on the Yodogawa-Sagan Route (from the Oyodo Exit to the Ohiraki Exit) in preparation for the operation of partially self-driving electric buses (equivalent to Level 4 automation). These buses are designed to operate automatically at a speed of 60 km/h and will include merging support at entrances, exits, and junctions.



## (3) The Expo is not the only place to have fun!

- Before or after your visit to the Expo, be sure to explore the areas along the Keihan Line, which are rich in history, culture, and nature. We invite you to enjoy Kyoto via the Keihan Line and visit attractions such as Gion, Kiyomizu Temple, Fushimi, Uji, Kurama, Kibune, and Mt. Hiei. You can also discover Kyoto using the OKOSHI Bus, a convenient sightseeing bus where you can sit back, relax, and leave your large luggage onboard for a hassle-free experience. Additionally, enhance your visit by taking advantage of multilingual audio guides that offer insights into Kyoto's rich history. Enjoy your time in Kyoto with Keihan!





# Osaka Station (Maru Bldg.) Expo Shuttle Bus User Guide

(In cooperation with: Keihan Bus Co., Ltd.)



OSAKA, KANSAI, JAPAN  
**EXPO2025**

The Japan Association for the  
2025 World Exposition

## (1) Usage Guidelines

- All Expo shuttle buses require advance reservations.
- To make shuttle bus reservations, visitors must download the KANSAI MaaS app from the Expo Transportation Information website.
- Reservations are accepted from 10:00 a.m. three months prior to the date of use.

Expo Transportation  
Information



### Restrictions on Large Baggage

The Japan Association for the 2025 World Exposition prohibits large luggage, and any items with wheels at the Expo site. If you have large baggage, please leave it at your hotel or in a locker at your departure train station or the airport before you arrive at the Expo site.



## (2) Location of the Station Shuttle Bus Stop

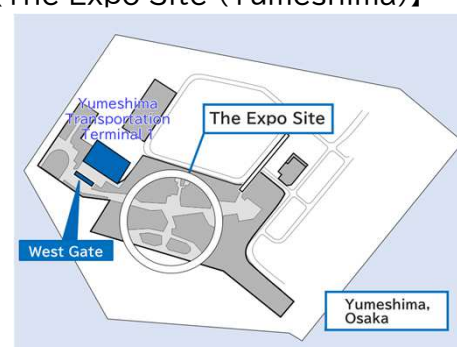
### 【Osaka Station (South)】



From JR Osaka Station:  
Take the Central South Exit,  
cross the crosswalk, and go  
straight. The bus stop is on  
the right side of the Osaka  
Station South intersection.

From JR Kitashinchi Station:  
Enter DIAMOR OSAKA from  
the West Gate (B1F) and take  
the elevator on your left at  
the roundabout (5-way  
intersection) or take the Exit  
D-31 stairs.

### 【The Expo Site (Yumeshima)】



Buses will depart from Yumeshima  
Transportation Terminal 1 (**West  
Gate** of the Expo site).

## (3) Timetable and Fares

As of 13 January, 2025

### 【 Departing from EXPO2025 Maru Bldg. Bus Terminal 】

Destination: the Expo site (Yumeshima Transportation Terminal 1)		
	Weekdays	Sat., Sun., Holidays
7 a.m.		40
8 a.m.	00	20
9 a.m.	00	00 30
10 a.m.	15	00 *40
11 a.m.	*15	15
12 p.m.	00	00
1 p.m.	00	00
2 p.m.	*00	*00
3 p.m.	*00 *55	*00
4 p.m.	20	*00 20
5 p.m.	35	40

### 【 Departing from Yumeshima Transportation Terminal 1 】

Destination: Osaka Sta. (South) EXPO2025 Maru Bldg. Bus Terminal		
	Weekdays	Sat., Sun., Holidays
12 p.m.	15	15
1 p.m.	*15	15
2 p.m.	15	15
3 p.m.	15	15
4 p.m.	*15	*15
5 p.m.	*15	*20
6 p.m.	*10	*20
7 p.m.	35	50
8 p.m.		
9 p.m.	*00	*20
10 p.m.	*00	*20

※ 13-15 August: Saturday and holiday timetable

Fare: one-way JPY¥1,000 (Adults and children pay the same price) Travel Time: about 30 minutes

Red - operated by Myojo Bus Co. Blue - operated by Chuo Kotsu Co. Ltd.,

Green - self-driving buses

※ Please note that due to vehicle inspections and other circumstances, buses without self-driving capabilities may be used.

Vehicle Type: \* =route bus No mark = sightseeing bus

※ Please note that the bus type may be changed due to vehicle inspections or other reasons. We appreciate your understanding.

※ Please note that buses may be delayed depending on traffic conditions.

※ Reservations are made via the KANSAI MaaS app.

# About the Keihan Nakanoshima Station EXPO Shuttle Bus



(In cooperation with: Keihan Electric Railway Co., Ltd. and Keihan Bus Co., Ltd.)



OSAKA, KANSAI, JAPAN  
EXPO2025

The Japan Association for the  
2025 World Exposition

## (1) Smooth travel from Keihan Lines to the Expo site!

- Smooth access to the Expo site from Kyoto, Uji or the Hirakata area using the Keihan Line!  
Take the Keihan Nakanoshima Line from any station on the Keihan Line to Nakanoshima Station.  
Direct shuttle buses to and from Nakanoshima Station provide smooth transportation to the Expo site.
- The Keihan Line plans to operate temporary train service to Nakanoshima Station during the Expo!  
During the Expo, the Keihan Line plans to operate temporary train service at Nakanoshima Station.  
It will make travel between the Expo site, Nakanoshima, and the Kyoto area more convenient.
- Rail ⇄ Direct Shuttle Bus transfer is very smooth!  
A shuttle bus stop is located above the station (in front of RIHGA Royal Hotel).
- Advance reservations are required, ensuring that all passengers are able to board.
- The Keihan Line will carry out various promotional activities including providing information on the direct shuttle bus service.  
We are committed to delivering clear, accessible information to our passengers in the run up to and during the Expo period.



## (2) Eco-Friendly electric buses will be used!

- The direct shuttle bus fleet will feature eco-friendly electric buses.
- A series of demonstration tests is being conducted on the Yodogawa-Sagan Route (from the Oyodo Exit to the Ohiraki Exit) in preparation for the operation of partially self-driving electric buses (equivalent to Level 4 automation). These buses are designed to operate automatically at a speed of 60 km/h and will include merging support at entrances, exits, and junctions.



## (3) The Expo is not the only place to have fun!

- Before or after your visit to the Expo, be sure to visit the areas along the Keihan Line that are rich in history, culture and nature. From Nakanoshima Station, there is a direct line to Kyoto. We invite you to enjoy Kyoto via the Keihan Line and visit Gion, Kiyomizu Temple, Fushimi, Uji, Kurama, Kibune, and Mt. Hiei!
- The OKOSHI Bus (Kyoto Sightseeing Bus) operates daily from Osaka and Kyoto Station, offering a convenient way to explore the city. If you're planning to sightsee in Kyoto, be sure to use the OKOSHI bus!
- The Nakanoshima area, stretching from Nakanoshima Station to Temmabashi Station, is a cultural district that truly symbolizes the "Water Capital of Osaka". Discover the charms of Osaka that are not found in the Kita (Northern) and Minami (Southern) areas of Osaka.





# Keihan Nakanoshima Station Expo Shuttle Bus User Guide

(In cooperation with: Keihan Bus Co., Ltd.)



The Japan Association for the  
2025 World Exposition

## (1) Usage Guidelines

- All Expo shuttle buses require advance reservations.
- To make shuttle bus reservations, visitors must download the KANSAI MaaS app from the Expo Transportation Information website.
- Reservations are accepted from 10:00 a.m. three months prior to the date of use.

Expo Transportation  
Information



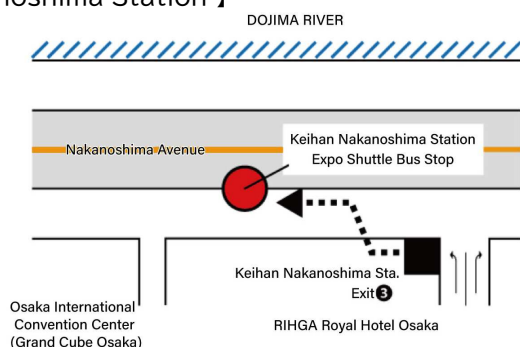
### Restrictions on Large Baggage

The Japan Association for the 2025 World Exposition prohibits large luggage, and any items with wheels at the Expo site. If you have large baggage, please leave it at your hotel or in a locker at your departure train station or the airport before you arrive at the Expo site.



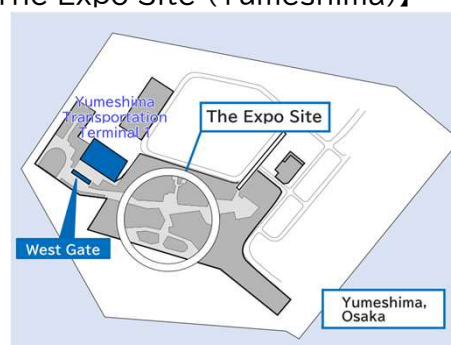
## (2) Location of the Station Shuttle Bus Stop

### 【 Keihan Nakanoshima Station 】



Take the elevator or stairs from Exit ③ of the Keihan Nakanoshima Station ticket gate (B1F) to the ground level.

### 【The Expo Site (Yumeshima)】



Buses will depart from Yumeshima Transportation Terminal 1 (West Gate of the Expo site).

## (3) Timetable and Fares

As of 13 January, 2025

### 【 Departing from Keihan Nakanoshima Station 】

Destination: the Expo site (Yumeshima Transportation Terminal 1)		
	Weekdays	Sat., Sun., Holidays
8 a.m.	15	10 45
9 a.m.	15 55	00 40
10 a.m.	45	20 50
11 a.m.	*45	20 *55
12 p.m.	*30	30
1 p.m.	30	30
2 p.m.	30	30
3 p.m.	*30	*30
4 p.m.	*30	10 *30
5 p.m.	*25	*30

### 【 Departing from Yumeshima Transportation Terminal 1 】

Destination: Keihan Nakanoshima Station		
	Weekdays	Sat., Sun., Holidays
12 p.m.	45	45
1 p.m.	45	45
2 p.m.	*45	*45
3 p.m.	*45	*45
4 p.m.	*40	*45
5 p.m.	35	35
6 p.m.	20	35
7 p.m.	*45	
8 p.m.	*45	*05
9 p.m.		*05

※ 13-15 August: Saturday and holiday timetable

Fare: one-way JPY¥1,000 (Adults and children pay the same price) Travel Time: about 30 minutes

Red - operated by Myojo Bus Co. Blue - operated by Chuo Kotsu Co. Ltd.,

Green - self-driving buses

※ Please note that due to vehicle inspections and other circumstances, buses without self-driving capabilities may be used.

Vehicle Type: \* =route bus No mark = sightseeing bus

※ Please note that the bus type may be changed due to vehicle inspections or other reasons. We appreciate your understanding.

※ Please note that buses may be delayed depending on traffic conditions.

※ Reservations are made via the KANSAI MaaS app.

# About the Osaka Uehommachi Station and the Osaka Abenobashi Station Expo Shuttle Buses

(In cooperation with: Kintetsu Railway Co., Ltd. and Kintetsu Bus Co., Ltd.)



The Japan Association for the 2025 World Exposition

## (1) Comfortable travel from Kintetsu lines to the Expo site!

- During the Expo period (13 April-13 October, 2025), shuttle buses will run directly to the Expo site from Osaka Uehommachi and Osaka Abenobashi (Tennoji) stations.
- You can board the shuttle bus from the bus terminal on the second floor of Osaka Uehommachi Station, or from the bus stop right outside the ground level ticket gate at Osaka Abenobashi (Tennoji) Station.
- Advance reservations are required, ensuring that all passengers have a seat.

## (2) The Kintetsu Limited Express trains make it easy to get to the Expo site and to go sightseeing afterwards!

- If you live near Kintetsu lines that are far from the Expo, you can take Kintetsu Limited Express trains to avoid the crowds and get to the Expo site more comfortably.

Shuttle Bus  
(concept image)



Limited Express  
"Hinotori".



- To visit the Nara/Kyoto area, take the Sightseeing Limited Express "Aoniyoshi"! The majestic Great Buddha Hall of Todaiji Temple, deer in Nara Park, and the beautiful Kasuga Taisha Shrine enchant visitors to the Nara area. Connected to Nara by the Aoniyoshi, Kyoto is full of attractions such as the magnificent architecture of the five-story pagoda of Toji Temple and the Phoenix Hall of Byodoin Temple, and picturesque scenery in all seasons such as the magnificent view from the stage of Kiyomizu-dera Temple. We hope you will enjoy a comfortable trip with the Aoniyoshi, the Sightseeing Limited Express connecting Osaka, Nara and Kyoto!



▲ Deer at Nara Park



Kasuga Taisha Shrine ▲

Sightseeing Limited Express "Aoniyoshi"



Sightseeing Limited Express "Shimakaze"




▲ Hokanji Temple Yasaka Pagoda



Five-Story Pagoda of Toji Temple ▲

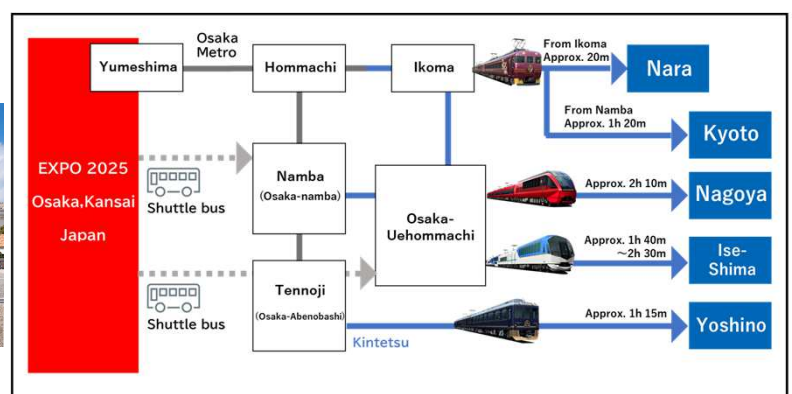
- Take the Sightseeing Limited Express "Shimakaze" to the Ise-Shima area! The Ise-Shima area is a tourist destination that combines beautiful nature and rich culture. It includes Ise Jingu Shrine, known as the spiritual home of the Japanese people; the Toba/Shima area, with its beautiful rias coastline and numerous spots to enjoy fresh seafood; and Shima Spain Village, a theme park where visitors can experience Spanish culture and charm. After enjoying the Expo, take the Sightseeing Limited Express "Shimakaze" to the Ise-Shima area for a premium travel experience!



▲ Ise Jingu Naiku (Inner Sanctuary)  
Photo Credit: Jingu-shicho  
(Jingu Administration Office)



▲ Shima Spain Village





# Kintetsu Osaka Uehonmachi Station Expo Shuttle Bus User Guide

(In cooperation with: Kintetsu Bus Co., Ltd.) 近鉄バス株式会社



The Japan Association for the  
2025 World Exposition

## (1) Usage Guidelines

- All Expo shuttle buses require advance reservations.
- To make shuttle bus reservations, visitors must download the KANSAI MaaS app from the Expo Transportation Information website.

Expo Transportation  
Information



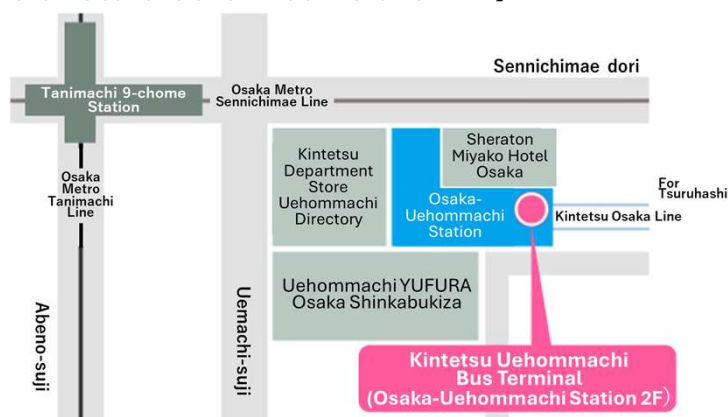
### Restrictions on Large Baggage

The Japan Association for the 2025 World Exposition prohibits large luggage, and any items with wheels at the Expo site. If you have large baggage, please leave it at your hotel or in a locker at your departure train station or the airport before you arrive at the Expo site.



## (2) Location of the Station Shuttle Bus Stop

### 【 Kintetsu Osaka-Uehommachi Station 2F 】



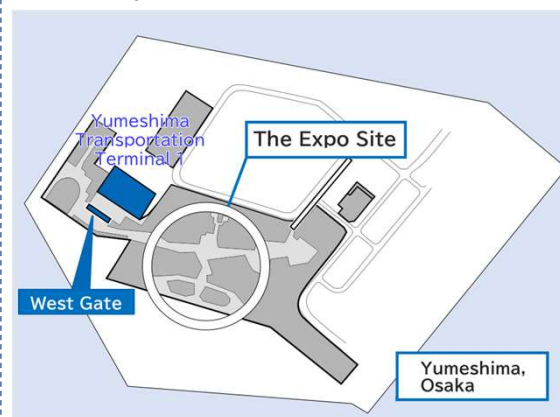
#### ■ Access from Kintetsu Osaka-Uehommachi Station

From the underground platform (Nara Line, B2F), proceed to the ground level; from the above-ground platform (Osaka Line, above-ground), proceed directly to the bus terminal ticket gate\* (above-ground).

Go out the bus terminal ticket gate, turn right down the passage, and take the escalator or elevator to the Kintetsu Uehonmachi Bus Terminal on the 2nd floor. (about 5 to 10 minutes on foot)

\*Bus terminal ticket gates and walkways are scheduled to be in service starting in the spring of 2025.

### 【 The Expo Site (Yumeshima) 】



Buses will depart from Yumeshima Transportation Terminal 1 (**West Gate** of the Expo site).

## (3) Fares and Travel Time

Fare: one-way JPY¥1,200 (Adults and children pay the same price)

Travel Time: Departing from Kintetsu Osaka Uehommachi Station -- about 40 minutes

Departing from the Expo site -- about 65 minutes

※ Please note that buses may be delayed depending on traffic conditions.

## (4) Timetable

### 【 Departing from Kintetsu Osaka Uehommachi Station 】

From Kintetsu Osaka Uehommachi Stn. to the Expo site	
8 a.m.	30
9 a.m.	00 30
10 a.m.	00 30
11 a.m.	00 30
12 p.m.	00

※All departures from the Expo site will be via Ten-shiba-mae to Kintetsu Osaka-Uehommachi Station.

※Reservations are made via the KANSAI MaaS app.

### 【 Departing from Yumeshima Transportation Terminal 1 】

Via Ten-shiba-mae → to Kintetsu Osaka-Uehommachi Stn.	
1 p.m.	00 30
2 p.m.	00 30
3 p.m.	00 30
4 p.m.	00 30
5 p.m.	00 30
6 p.m.	00 30
7 p.m.	00 30
8 p.m.	00

# Kintetsu Osaka Abenobashi Station (Abeno Harukas-mae)

## Expo Shuttle Bus User Guide

(In cooperation with: Kintetsu Bus Co., Ltd.) 近鉄バス株式会社



The Japan Association for the  
2025 World Exposition

## (1) Usage Guidelines

- All Expo shuttle buses require advance reservations.
- To make shuttle bus reservations, visitors must download the KANSAI MaaS app from the Expo Transportation Information website.

Expo Transportation  
Information



### Restrictions on Large Baggage

The Japan Association for the 2025 World Exposition prohibits large luggage, and any items with wheels at the Expo site. If you have large baggage, please leave it at your hotel or in a locker at your departure train station or the airport before you arrive at the Expo site.



## (2) Location of the Station Shuttle Bus Stop

【 Kintetsu Osaka Abenobashi Station (Abeno Harukas-mae) 】




### ■ Access from Kintetsu Osaka Abenobashi Station

Exit the west ticket gate (above ground) of Kintetsu Osaka Abenobashi Station, turn right, and go to the “Kintetsu Bus Platform” just outside the station. (about 2 minutes walk)

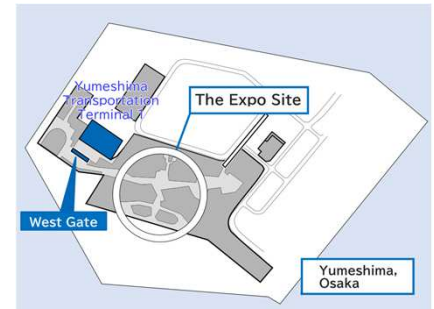
### ■ Access from JR Tennoji Station

Exit the JR Tennoji Station Central Gate (above ground), turn left, and take the escalator or stairs to the first basement floor. Proceed in the direction of the Kintetsu train station. Take the escalator or stairs up to the ground level, turn left, and go to the “Kintetsu Bus Stop” just outside the building. (about 10 minutes walk)

< The Pick Up Area >



【The Expo Site (Yumeshima)】



Buses will depart from Yumeshima Transportation Terminal 1 (West Gate of the Expo site).

## (3) Fares and Travel Time

Fare: one-way JPY¥1,200 (Adults and children pay the same price)

Travel Time: Departing from Tennoji Station -- about 45 minutes

Departing from the Expo site -- about 55 minutes

※ Please note that buses may be delayed depending on traffic conditions.

## (4) Timetable

【 Departing from Abeno Harukas 】

From Kintetsu Osaka Abenobashi Stn. to the Expo site	
8 a.m.	
9 a.m.	00
10 a.m.	
11 a.m.	00
12 p.m.	

※ All departures from the Expo site will be via Ten-shiba-mae to Kintetsu Osaka-Uehommachi Station.

※ Please note that the pick up and drop off locations are not the same.

※ Reservations are made via the KANSAI MaaS app.

【 Departing from Yumeshima Transportation Terminal 1 】

Via Ten-shiba-mae→to Kintetsu Osaka-Uehommachi Stn.	
1 p.m.	00 30
2 p.m.	00 30
3 p.m.	00 30
4 p.m.	00 30
5 p.m.	00 30
6 p.m.	00 30
7 p.m.	00 30
8 p.m.	00



# About the Nankai Namba Station, Sakai Station and Sakaihigashi Station Expo Shuttle Bus

(In cooperation with: Nankai Electric Railway Co., Ltd.,  
Nankai Bus Co., Ltd. and Kumano Gobo Nankai Bus Co., Ltd.)



OSAKA, KANSAI, JAPAN  
**EXPO2025**

The Japan Association for the  
2025 World Exposition

## (1) Smooth travel from Nankai lines to the Expo site!

- During the Expo period (13 April-13 October, 2025), station shuttle buses will run directly to the Expo site from Namba and Sakai and Sakaihigashi stations.
- For those coming to the Expo site from Southern Osaka or Wakayama, we recommend transferring to the direct station shuttle bus. Advance reservations are required, so all passengers are guaranteed a seat and can travel to the Expo site comfortably.

## (2) By using the express train, you can get to the Expo site and sightsee in comfort!

- If you reserve a seat on an express train to Namba, Sakai or Sakaihigashi stations, you can avoid the crowds and get to the Expo site more comfortably!



- The fun doesn't stop at the Expo!
- You can enjoy your trip to the Expo site by taking the shortest route from Sakai or Sakaihigashi on the way over, and then stop by Namba on the way back to enjoy "Minami".

When people think of Osaka, they think of the Minami area surrounding Namba. It has many famous and alluring places including Dotonbori and Shinsekai.

Whether you want to see the area in person at least once or enjoy the delicious food, this is a great opportunity to visit.




Tumulus of Emperor Nintoku



Tea Ceremony Experience  
(Sakai Plaza of Rikyu and Akiko)



Namba Plaza



Nankai Namba Station Grand Staircase  
※ Current design differs from when this photo was taken.

- Around Sakai, there are many historic temples, shrines, and burial mounds such as the Daisenryo Kofun (Emperor Nintoku's tomb) – a UNESCO World Heritage Site. Sakai is also full of things to see and do as a city of tea, knife making, and industry. Although it appears in textbooks, Sakai is not a common tourist destination. So we also recommend it to people who have already taken many trips to Osaka. We invite you to take the only tram in Osaka Prefecture or a bus and enjoy a leisurely stroll around the area.
- If you have time, why not continue on to Mt. Koya or Wakayama City from there?

# Nankai Namba Station Expo Shuttle Bus User Guide

(In cooperation with: Kumano Gobo Nankai Bus Co., Ltd.) 熊野御坊南海バス株式会社



The Japan Association for the  
2025 World Exposition

## (1) Usage Guidelines

- All Expo shuttle buses require advance reservations.
- To make shuttle bus reservations, visitors must download the KANSAI MaaS app from the Expo Transportation Information website.

Expo Transportation  
Information



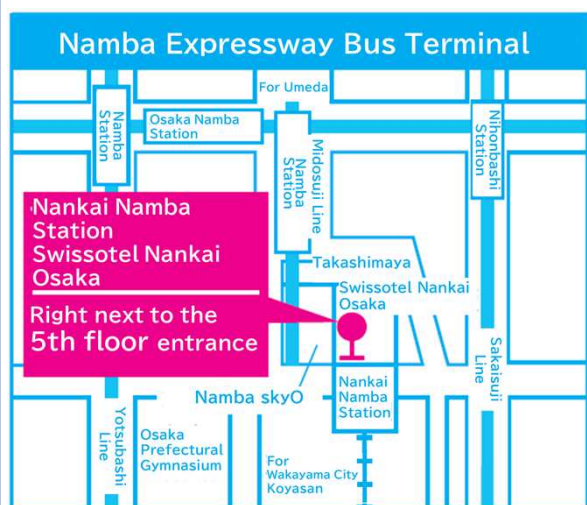
### Restrictions on Large Baggage

The Japan Association for the 2025 World Exposition prohibits large luggage, and any items with wheels at the Expo site. If you have large baggage, please leave it at your hotel or in a locker at your departure train station or the airport before you arrive at the Expo site.



## (2) Location of the Shuttle Bus Stop

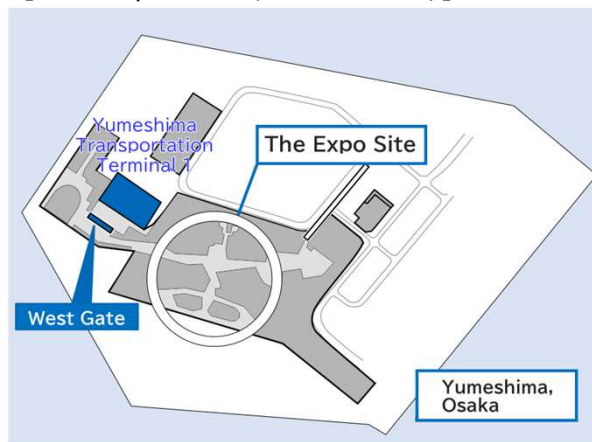
### 【Namba Expressway Bus Terminal】



#### 【From Nankai Namba Station】

From the Central Gate on the 2nd floor, take the elevator to the 5th floor. Upon arrival, go straight and exit the building. You will see the express bus stop and Nankai Express Bus Center there.  
From the North Gate on the 3rd floor, take the escalator to the 5th floor toward the Swissôtel Nankai Osaka. Go straight to the end. Use the building exit on the left and proceed to the express bus stop and Nankai Express Bus Center.

### 【The Expo Site (Yumeshima)】



#### 【 From the Expo Site】

Buses will depart from Yumeshima Transportation Terminal 1 (West Gate of the Expo site).

## (3) Fares and Travel Time

【 Fare 】 one-way 13 April to 18 July: JPY¥1,300 / 19 July to 13 October: JPY¥1,500

【 Travel Time 】 About 30 minutes (Adults and children pay the same price)

※ Please note that buses may be delayed depending on traffic conditions.

## (4) Timetable

### 【 Departing from Nankai Namba Station 】

From Nankai Namba Station to the Expo site		
8 a.m.	00	40
9 a.m.	10	30
10 a.m.	10	40
11 a.m.	10	30
12 p.m.	20	
1 p.m.	05	
2 p.m.	15	45
3 p.m.	10	
4 p.m.	25	
5 p.m.	10	

### 【 Departing from Yumeshima Transportation Terminal 1 】

From the Expo site to Nankai Namba Station		
11 a.m.	30	
12 p.m.	20	
1 p.m.	10	
2 p.m.	00	
3 p.m.	15	35
4 p.m.	00	20
5 p.m.	10	45
6 p.m.	00	30
7 p.m.	10	50
8 p.m.	30	
9 p.m.	05	45
10 p.m.	20	

※Reservations are made via the KANSAI MaaS app.



# Sakaihigashi Station and Sakai Station Expo Shuttle Bus User Guide

(In cooperation with: Nankai Bus Co., Ltd.)



The Japan Association for the 2025 World Exposition

## (1) Usage Guidelines

- All Expo shuttle buses require advance reservations.
- To make shuttle bus reservations, visitors must download the KANSAI MaaS app from the Expo Transportation Information website.

Expo Transportation Information



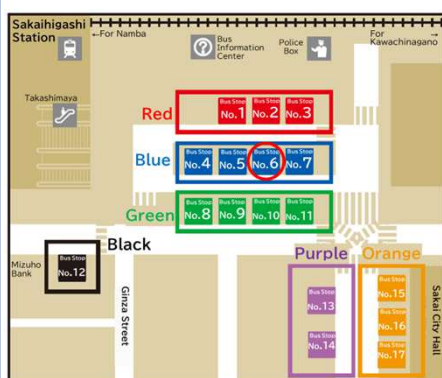
### Restrictions on Large Luggage

The Japan Association for the 2025 World Exposition prohibits large luggage, and any items with wheels at the Expo site. If you have large baggage, please leave it at your hotel or in a locker at your departure train station or the airport before you arrive at the Expo site.



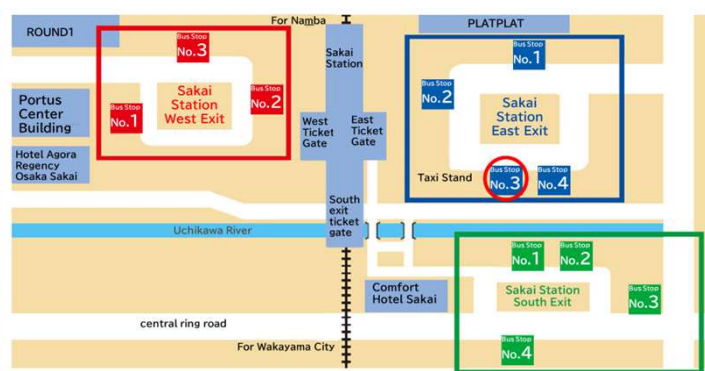
## (2) Location of the Shuttle Bus Stop

### 【 Sakaihigashi Station 】



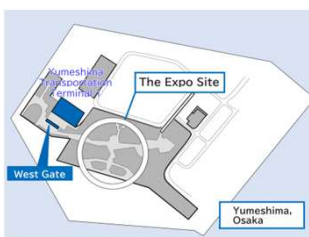
Exit the west ticket gate of Sakaihigashi Station and proceed to **Bus Stop No. 6**.

### 【 Sakai Station 】



Exit the east ticket gate of Sakai Station and proceed to **Bus Stop No. 3**.

### 【The Expo Site】 (Yumeshima)



Buses will depart from Yumeshima Transportation Terminal 1 (**West Gate** of the Expo site).

## (3) Fares and Travel Time

【 Fare 】 one-way JPY¥1,300 (Adults and children pay the same price)

【 Travel Time 】 Departing from Sakaihigashi Station -- About 50 minutes  
Departing from Sakai Station -- About 40 minutes

※ Please note that buses may be delayed depending on traffic conditions.

## (4) Timetable

### 【Departing from Sakaihigashi Station】

From Sakaihigashi Station to the Expo site	
7 a.m.	55
8 a.m.	20
9 a.m.	45
10 a.m.	40
11 a.m.	
12 p.m.	25
1 p.m.	40
2 p.m.	40
3 p.m.	
4 p.m.	40
5 p.m.	55
6 p.m.	

### 【Departing from Sakai Station】

From Sakai Station to the Expo site	
7 a.m.	
8 a.m.	05 30
9 a.m.	55
10 a.m.	50
11 a.m.	
12 p.m.	35
1 p.m.	50
2 p.m.	50
3 p.m.	
4 p.m.	50
5 p.m.	
6 p.m.	05

### 【 Departing from Yumeshima Transportation Terminal 1 】

From the Expo site to Sakai Station and Sakaihigashi Station	
11 a.m.	50
12 p.m.	
1 p.m.	30
2 p.m.	50
3 p.m.	
4 p.m.	10
5 p.m.	55
6 p.m.	
7 p.m.	20
8 p.m.	00
9 p.m.	15
10 p.m.	00

※Reservations are made via the KANSAI MaaS app.

# About the Amagasaki Station Expo Shuttle Bus

(In cooperation with: Hanshin Electric Railway Co., Ltd. and Hanshin Bus Co., Ltd.)

阪神電車

HANSHIN BUS



OSAKA, KANSAI, JAPAN  
EXPO2025

The Japan Association for the  
2025 World Exposition

## (1) The Amagasaki Shuttle Bus is convenient for getting to the Expo from the Hanshin area!

### ● A Short walk from Hanshin and JR Amagasaki Stations.

There are two shuttle bus stops: one at Hanshin Amagasaki Station (left from the West Ticket Gate on the south side) and one at JR Amagasaki Station (on the south side of the station).

Both stations are connected to the bus stops by a roof, so you can transfer without getting wet even if it rains!

### ● Advance reservations allow passengers to sit comfortably on their way to the Expo site.

Advance reservations are required, so all passengers are guaranteed a seat and can travel to the Expo site comfortably.

## (2) There are many places to see along the Hanshin lines!

### ● Enjoy sightseeing in the Hanshin area!

Before or after the Expo, why not visit some of the sightseeing spots along the Hanshin lines? Some of the tourist attractions along the lines are listed below.

#### ① Nada Sake Brewery

(Nearby Stations: Mikage Station, Uozaki Station, Nishinomiya Station, etc.)

Nada Gogo is a sake-producing region that boasts the largest volume of sake production in the world. In addition to the sake brewing museum and memorial hall, there are also sake breweries with restaurants where visitors can enjoy both sake and food.



#### ② Mt. Rokko

(Reachable via: Kobe City Bus from Mikage Station, Rokko Cable Car)

A short distance from the Hanshin area, you can enjoy the natural beauty of Mt. Rokko

Take the Rokko Cable Car or Rokko Sanjo Bus to visit sightseeing facilities and museums on the mountain.

Of course, the "Million Dollar Nightscape" is not to be missed.



#### ③ Hyogo Prefectural Museum of Art

(Nearest Station: Iwaya Station)

As the prefectural base of the Expo, a special exhibition (admission free) will be held where visitors can enjoy and learn about Hyogo's efforts, including a three-dimensional puzzle of Tajima beef. Visitors can also enjoy the digital artwork of "Mirai no Hyogo" (Future Hyogo) drawn by children in the prefecture, which will be exhibited as one city. [Early April - 13 October, 2025].



©Nobutada Omote

## (3) Use rental bicycles for sightseeing along the Hanshin Railway!

Using a rental bicycle is a more convenient and comfortable way of traveling from the station.

Please check the HELLO CYCLING app for detailed information on how to use the service and where to rent and return bikes.

(Registration required.; Registration is free of charge.)



HELLO CYCLING



# (JR/Hanshin) Amagasaki Station Expo Shuttle Bus User Guide

(In cooperation with: Hanshin Bus Co., Ltd.)



The Japan Association for the 2025 World Exposition

## (1) Usage Guidelines

- All Expo shuttle buses require advance reservations.
- To make shuttle bus reservations, visitors must download the KANSAI MaaS app from the Expo Transportation Information website.

Expo Transportation Information



### Restrictions on Large Baggage

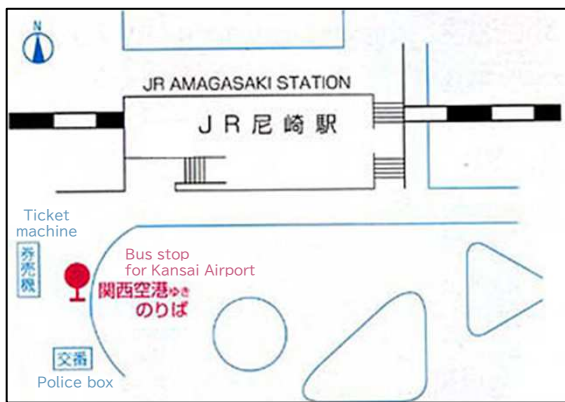
The Japan Association for the 2025 World Exposition prohibits large luggage, and any items with wheels at the Expo site. If you have large baggage, please leave it at your hotel or in a locker at your departure train station or the airport before you arrive at the Expo site.



## (2) Location of the Station Shuttle Bus Stop

### 【 JR Amagasaki Station 】

South Bus Terminal Airport Limousine Bus Stop

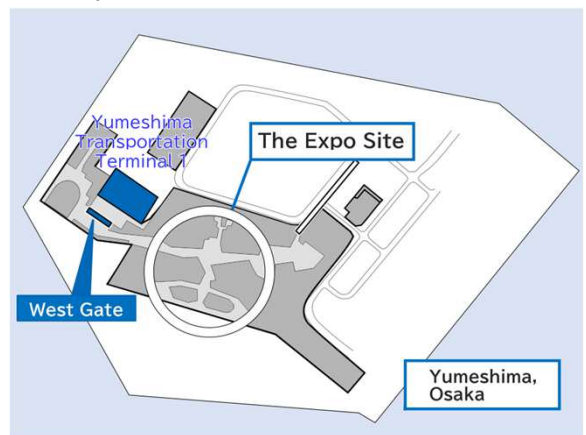


### 【 Hanshin Amagasaki Station 】

South Bus Terminal Airport Limousine Bus Stop



### 【 The Expo Site (Yumeshima) 】



Buses will depart from Yumeshima Transportation Terminal 1 (West Gate of the Expo site).

## (3) Fares and Travel Time

Fare: one-way JPY¥2,000

(Adults and children pay the same price)

Travel Time:

JR Amagasaki ⇄ the Expo site  
about 43 minutes

Hanshin Amagasaki ⇄ the Expo site  
about 30 minutes

※ Please note that buses may be delayed depending on traffic conditions.

## (4) Timetable

【 Departing from JR Amagasaki Station and Hanshin Amagasaki Station 】

From JR Amagasaki to the Expo site	
7 a.m.	37
8 a.m.	17
9 a.m.	25
10 a.m.	05

From Hanshin Amagasaki to the Expo site	
7 a.m.	50
8 a.m.	30
9 a.m.	38
10 a.m.	18

【 Departing from Yumeshima Transportation Terminal 1 】

From the Expo site to JR Amagasaki / Hanshin Amagasaki	
4 p.m.	40
5 p.m.	
6 p.m.	20
7 p.m.	20
8 p.m.	
9 p.m.	00

※Reservations are made via the KANSAI MaaS app.

# Station Shuttle Bus Fares and Journey Times

Point of Departure /Arrival (of buses, etc.)	Fare(one-way)	Time Required
Sakurajima Stn.	JPY¥ 350	about 15 minutes
Shin-Osaka Stn.	JPY¥1,500	about 30 minutes
Osaka Stn. (North: Umekita)	JPY¥2,000	about 40 minutes
Osaka Stn. (South: Maru Bldg.)	JPY¥1,000	about 30 minutes
Nakanoshima Stn.	JPY¥1,000	about 30 minutes
Amagasaki Stn.	JPY¥2,000	JR Amagasaki Stn. about 43 minutes Hanshin Amagasaki Stn. about 30 minutes
Uehommachi Stn.	JPY¥1,200	about 40 minutes
Tennoji Stn.	JPY¥1,200	about 45 minutes
Namba Stn.	JPY¥1,300 (13 Apr.l to 18 Jul.) JPY¥1,500 (19 Jul. to 13 Oct.)	about 30 minutes
Sakai and Sakaihigashi Stations	JPY¥1,300	Sakaihigashi Stn. about 50 minutes Sakai Stn. about 40 minutes

## How to Book a Shuttle Bus from Major Stations

- Select your means of transport when booking your visit date and time. (East Gate (subway/bicycle/accessible parking) or West Gate (station shuttle buses, etc./private car/ship)).
- Download the 'KANSAI MaaS' app. and select a route on the ticket purchase screen.
- Use the booking and payment functions to book the station shuttle bus.

Select 'Ticket Information' and make a reservation for the date and time of your visit (Expo ID registration and ticket purchase are required in advance).

I-1  
Select the date and time of your visit

I-2  
Select means of transport

II  
Please download the 'KANSAI MaaS' app (Japanese only) and click the 'Ticket' button.

III-1  
Select a route on the ticket purchase screen and purchase a ticket with a specified date and time.

III-2  
Select a route on the ticket purchase screen and purchase a ticket with a specified date and time.

EXPO2025 Visitors  
TOP screen

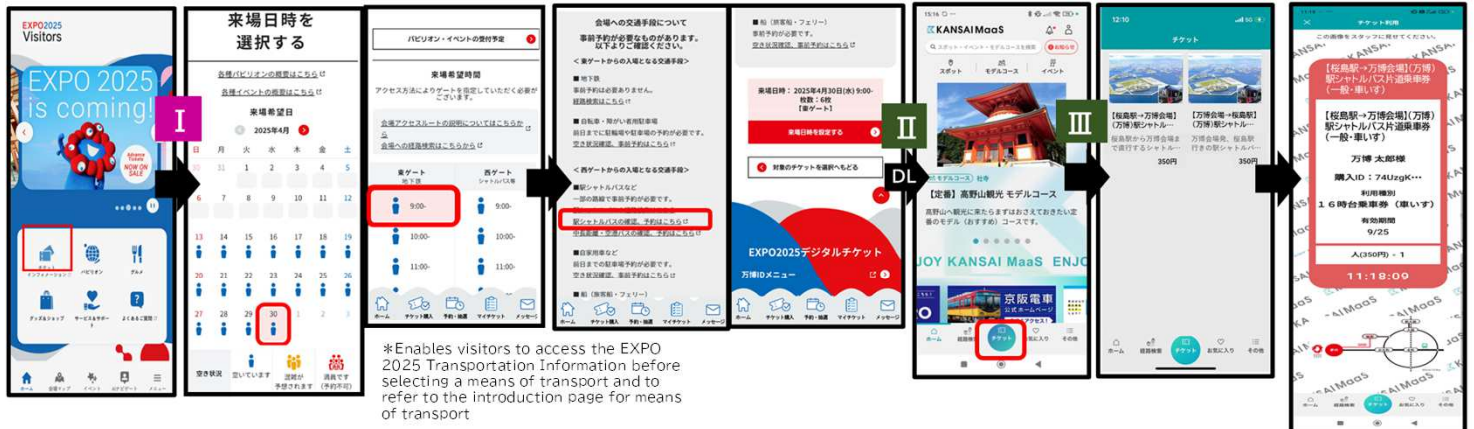
Visit date and time  
selection screen

Transport method  
selection screen

KANSAI MaaS  
TOP screen

Ticket purchase  
screen

Ride confirmation  
screen



Admission  
booking/payment

KANSAI MaaS  
EXPO 2025 Transportation Information

## Requests When Using Public Transport

- Oversized baggage such as hard cases, suitcases, wheeled luggage, carts carrying goods, etc., are not permitted inside the Expo site. (Regulations for Visitors Regarding Prohibited Items and Prohibited Activities, published 30 November 2023)
- Please refrain from bringing large baggage into the Expo site. Instead, use the temporary baggage storage and delivery services provided at railway stations, etc., or the front desk storage at accommodation facilities to prevent congestion on transfer routes, in trains, and other public transport.

## Enquiries

Transportation Bureau, Transportation Department, Japan Association for the 2025 World Exposition.  
(Expo 2025 Osaka, Kansai, Japan General Contact Centre)

TEL: 0570-200-066

Reception hours: Monday through Friday, 09:00 to 17:00

(Closed: Saturdays, Sundays, national holidays, and from 26 December to 3 January)